

Circuito Estoril 4.182 m

1 / 2

Pirelli Estoril Round, 16 - 18 October 2020

Results Race 2

Laps 21 = 87,822 Km - Time of Race 34'07.368 - Avg. 154,422 km/h

Pos	Grid	No. Rider	Nat	Team	Bike	Class	LL	Gap	Rel.	Fastest Lap	Speed	Qualifying	Speed
1	4	7 C. DAVIES	GBR	ARUBA.IT Racing - Ducati	Ducati Panigale V4 R		21			1'36.806	283,9	1'36.891	277,5
2	6	45 S. REDDING	GBR	ARUBA.IT Racing - Ducati	Ducati Panigale V4 R		21	1.951	1.951	1'36.996	276,8		270,7
3	1	54 T. RAZGATLIOGLU	TUR	PATA YAMAHA WorldSBK Official Team	Yamaha YZF R1		21	2.556	0.605	1'36.957	292,2	1'36.154	286,1
4	3	60 M. VAN DER MARK	NED	PATA YAMAHA WorldSBK Official Team	Yamaha YZF R1		21	10.423	7.867	1'37.315	276,1	1'36.947	271,3
5	7	19 A. BAUTISTA	ESP	Team HRC	Honda CBR1000RR-R		21	15.473	5.050	1'37.672	272,7	1'37.042	270,7
6	9	21 M. RINALDI	ITA	Team GOELEVELN	Ducati Panigale V4 R	IND	21	20.277	4.804	1'37.676	272,0	1'36.911	264,2
7	8	91 L. HASLAM	GBR	Team HRC	Honda CBR1000RR-R		21	21.074	0.797	1'37.675	268,7	1'36.856	270,0
8	11	12 X. FORES	ESP	Kawasaki Puccetti Racing	Kawasaki ZX-10RR	IND	21	21.291	0.217	1'37.684	274,7	1'37.129	267,4
9	15	64 F. CARICASULO	ITA	GRT Yamaha WorldSBK Junior Team	Yamaha YZF R1	IND	21	22.427	1.136	1'37.714	274,0	1'37.481	265,4
10	12	66 T. SYKES	GBR	BMW Motorrad WorldSBK Team	BMW S1000 RR		21	25.168	2.741	1'37.948	274,0	1'37.159	270,7
11	13	94 J. FOLGER	GER	Bonovo Action by MGM Racing	Yamaha YZF R1	IND	21	26.945	1.777	1'37.655	273,3	1'37.175	271,3
12	16	50 E. LAVERTY	IRL	BMW Motorrad WorldSBK Team	BMW S1000 RR		21	28.511	1.566	1'38.226	264,2	1'37.984	271,3
13	17	36 L. MERCADO	ARG	Motocorsa Racing	Ducati Panigale V4 R	IND	21	32.281	3.770	1'38.383	275,4	1'38.367	270,7
14	5	1 J. REA	GBR	Kawasaki Racing Team WorldSBK	Kawasaki ZX-10RR		21	38.800	6.519	1'36.864	271,3	1'38.192	262,9
15	18	71 M. FERRARI	ITA	Barni Racing Team	Ducati Panigale V4 R	IND	21	46.083	7.283	1'38.924	264,8	1'38.375	258,0
16	21	51 E. GRANADO	BRA	MIE Racing HONDA Team	Honda CBR1000RR-R	IND	21	47.000	0.917	1'38.985	261,0	1'39.309	259,2
17	20	13 T. TAKAHASHI	JPN	MIE Racing HONDA Team	Honda CBR1000RR-R	IND	21	47.295	0.295	1'38.752	277,5	1'38.581	276,8
18	19	32 S. MORAIS	POR	ORELAC Racing VERDNATURA	Kawasaki ZX-10RR	IND	21	1'01.053	13.758	1'39.379	258,6	1'38.379	255,6
19	22	84 L. CRESSON	BEL	OUTDO Kawasaki TPR	Kawasaki ZX-10RR	IND	21	1'31.338	30.285	1'41.026	274,0	1'40.967	271,3
-----Not Classified-----													
RET	10	22 A. LOWES	GBR	Kawasaki Racing Team WorldSBK	Kawasaki ZX-10RR		15	6 Laps		1'37.311	266,7	1'37.028	274,0
RET	14	76 L. BAZ	FRA	Ten Kate Racing Yamaha	Yamaha YZF R1	IND	14	7 Laps		1'37.719	272,0	1'37.307	276,1
RET	2	31 G. GERLOFF	USA	GRT Yamaha WorldSBK Junior Team	Yamaha YZF R1	IND	2	19 Laps		1'37.611	268,0	1'36.865	270,7

AIR	Humidity:	47%	Temp:	22°C
TRACK	Condition:	Dry	Temp:	31°C

Records	Pole (SP)	2020	T.Razgatioglu	1'36.154	156,57 Km/h
	Race (SPRC)	2020	T.Razgatioglu	1'36.594	155,86 Km/h
	All Times (SP)	2020	T.Razgatioglu	1'36.154	156,57 Km/h
Race Fastest Lap		Lap 11	C.Davies	1'36.806	155,52 Km/h

LAP LEADERS				
No. Rider	From	To	Laps	Total
54 T. RAZGATLIOGLU	1	1	1	1
7 C. DAVIES	2	21	20	20

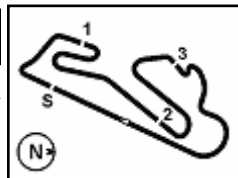
TOTAL LEADER LAPS				
No. Rider	Laps			
1 J. REA	194	22 A. LOWES		3
45 S. REDDING	72	76 L. BAZ		3
54 T. RAZGATLIOGLU	38			
7 C. DAVIES	37			
21 M. RINALDI	30			
60 M. VAN DER MARK	12			
66 T. SYKES	11			

Start 18/10/2020 15:15 End 15:51 The results are provisional until the end of the time limit for protests and appeals and the completion of the technical checks.

These data/results cannot be reproduced, stored and/or transmitted in whole or in part by any manner of electronic, mechanical, photocopying, recording, broadcasting or otherwise now known or herein after developed without the previous express consent by the copyright owner, except for reproduction in daily press and regular printed publications on sale to the public within 60 days of the event related to those data/results and always provided that copyright symbol appears together as follows below.

© DORNA WSBK ORGANIZATION Srl 2020





Pirelli Estoril Round, 16 - 18 October 2020 Results Race 2

Race Highlights

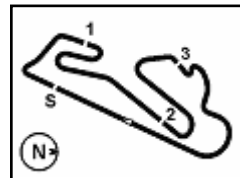
Time	No. Rider	Description
15.13.04		Warm-up Lap Start
15.15.38		Start
15.18.13		No Jump Start
15.19.33	31 Gerloff	Crashed - Turn 4
15.20.16	31 Gerloff	Not Actively Competing
15.29.12	1 Rea	Crashed - Turn 3
15.29.18	1 Rea	Re-joined
15.38.25		2/3 of Race Distance Completed
15.38.28	76 Baz	On Asphalt - Re-Joined - Turn 10
15.38.55	76 Baz	Entered Pits
15.40.31	76 Baz	Retired
15.41.31	22 Lowes	Crashed - Turn 7
15.41.54	22 Lowes	Not Actively Competing
15.50.10		2020 WorldSBK Winning Manufacturer: Kawasaki
15.50.34		2020 WorldSBK Winning Team: ARUBA.IT Racing - Ducati
15.50.52		2020 WorldSBK Best Independent Team: Team GOELEVELN
15.51.33		End Of Session

18/10/2020 Start End The results are provisional until the end of the time limit for protests and appeals and the completion of the technical checks.

These data/results cannot be reproduced, stored and/or transmitted in whole or in part by any manner of electronic, mechanical, photocopying, recording, broadcasting or otherwise now known or herein after developed without the previous express consent by the copyright owner, except for reproduction in daily press and regular printed publications on sale to the public within 60 days of the event related to those data/results and always provided that copyright symbol appears together as follows below.

© DORNA WSBK ORGANIZATION Srl 2020





Circuito Estoril 4.182 m

1 / 4

Pirelli Estoril Round, 16 - 18 October 2020
Lap Chart Race 2

Lap																					
	1	2	3	4	5	6	7	8	9	10	11	12	13	14	15	16	17	18	19	20	21
1	54	7	7	7	7	7	7	7	7	7	7	7	7	7	7	7	7	7	7	7	7
2	7	54	54	54	54	54	54	54	54	54	54	54	54	54	54	54	54	54	45	45	45
3	31	31	1	1	1	1	1	1	45	45	45	45	45	45	45	45	45	45	54	54	54
4	45	1	45	45	45	45	45	45	60	60	60	60	60	60	60	60	60	60	60	60	60
5	1	45	60	60	60	60	60	60	22	22	22	22	22	22	22	19	19	19	19	19	19
6	60	60	22	22	22	22	22	22	19	19	19	19	19	19	19	12	21	21	21	21	21
7	22	22	19	19	19	19	19	19	91	91	91	91	91	91	12	21	12	91	91	91	91
8	19	19	91	91	91	91	91	91	76	76	76	76	76	12	91	91	91	12	12	12	12
9	91	91	21	21	21	21	12	76	12	12	12	12	12	21	21	64	64	64	64	64	64
10	21	21	76	12	12	12	76	12	21	21	21	21	21	64	64	66	66	66	66	66	66
11	12	12	12	76	76	76	21	21	94	94	94	94	94	66	66	50	50	50	94	94	94
12	76	76	66	66	64	64	64	64	64	64	64	64	64	50	50	94	94	94	50	50	50
13	66	66	64	64	66	94	94	94	66	66	66	66	66	94	94	36	36	36	36	36	36
14	64	64	94	94	94	66	66	66	50	50	50	50	36	36	1	1	1	1	1	1	1
15	50	50	50	50	50	50	50	50	36	36	36	36	36	1	1	71	71	71	71	71	71
16	36	94	36	36	36	36	36	36	1	1	1	1	1	71	71	51	51	51	51	51	51
17	94	36	51	51	51	51	51	51	71	71	71	71	71	51	51	13	13	13	13	13	13
18	32	32	32	71	71	71	71	71	51	51	51	51	51	13	13	32	32	32	32	32	32
19	84	51	71	32	32	32	13	13	13	13	13	13	13	13	76	32	84	84	84	84	84
20	51	71	13	13	13	13	32	32	32	32	32	32	32	32	84						
21	71	84	84	84	84	84	84	84	84	84	84	84	84	84							
22	13	13																			

Final Result		
1	7 C. DAVIES	Laps 21
2	45 S. REDDING	1.951
3	54 T. RAZGATLIOGLU	2.556
4	60 M. VAN DER MARK	10.423
5	19 A. BAUTISTA	15.473
6	21 M. RINALDI	20.277
7	91 L. HASLAM	21.074
8	12 X. FORES	21.291
9	64 F. CARICASULO	22.427
10	66 T. SYKES	25.168
11	94 J. FOLGER	26.945
12	50 E. LAVERTY	28.511
13	36 L. MERCADO	32.281
14	1 J. REA	38.800
15	71 M. FERRARI	46.083
16	51 E. GRANADO	47.000
17	13 T. TAKAHASHI	47.295
18	32 S. MORAIS	1'01.053
19	84 L. CRESSON	1'31.338
RET	22 A. LOWES	6 Laps
RET	76 L. BAZ	7 Laps
RET	31 G. GERLOFF	19 Laps

18/10/2020

These data/results cannot be reproduced, stored and/or transmitted in whole or in part by any manner of electronic, mechanical, photocopying, recording, broadcasting or otherwise now known or herein after developed without the previous express consent by the copyright owner, except for reproduction in daily press and regular printed publications on sale to the public within 60 days of the event related to those data/results and always provided that copyright symbol appears together as follows below.

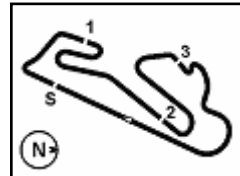
© DORNA WSBK ORGANIZATION Srl 2020

FCR PERIGIA TIMING


Official Tyre Supplier



Official Timekeeper



Circuito Estoril 4.182 m

Pirelli Estoril Round, 16 - 18 October 2020

Lap Chart Race 2

Lap 1

1	54	T.Razgatioglu	1'41.492	3	1	J.Rea	0.920	9	12	X.Fores	8.848	15	36	L.Mercado	18.052
2	7	C.Davies	0.131	4	45	S.Redding	2.173	10	76	L.Baz	8.897	16	1	J.Rea	21.569
3	31	G.Gerloff	0.617	5	60	M.van der Mark	2.972	11	21	M.Rinaldi	9.042	17	71	M.Ferrari	25.831
4	45	S.Redding	1.542	6	22	A.Lowes	3.342	12	64	F.Caricasulo	9.527	18	51	E.Granado	25.851
5	1	J.Rea	1.583	7	19	A.Bautista	4.707	13	94	J.Folger	10.185	19	13	T.Takahashi	28.947
6	60	M.van der Mark	1.650	8	91	L.Haslam	5.519	14	66	T.Sykes	11.810	20	32	S.Morais	32.241
7	22	A.Lowes	1.822	9	21	M.Rinaldi	5.639	15	50	E.Laverty	12.160	21	84	L.Cresson	42.831
8	19	A.Bautista	2.279	10	12	X.Fores	5.873	16	36	L.Mercado	13.537				
9	91	L.Haslam	2.543	11	76	L.Baz	6.128	17	51	E.Granado	19.065				
10	21	M.Rinaldi	2.605	12	66	T.Sykes	6.725	18	71	M.Ferrari	19.514				
11	12	X.Fores	2.955	13	64	F.Caricasulo	6.817	19	13	T.Takahashi	22.953				
12	76	L.Baz	3.111	14	94	J.Folger	7.123	20	32	S.Morais	23.577				
13	66	T.Sykes	3.440	15	50	E.Laverty	8.085	21	84	L.Cresson	29.935				
14	64	F.Caricasulo	3.642	16	36	L.Mercado	9.332								
15	50	E.Laverty	3.869	17	51	E.Granado	12.016								
16	36	L.Mercado	4.417	18	71	M.Ferrari	13.152								
17	94	J.Folger	4.533	19	32	S.Morais	13.590								
18	32	S.Morais	4.971	20	13	T.Takahashi	15.409								
19	84	L.Cresson	5.553	21	84	L.Cresson	16.932								
20	51	E.Granado	5.668												
21	71	M.Ferrari	5.688												
22	13	T.Takahashi	6.051												

Lap 11

1	7	C.Davies	17'52.643								
2	54	T.Razgatioglu	2.102								
3	45	S.Redding	4.187								
4	60	M.van der Mark	5.834								
5	22	A.Lowes	6.687								
6	19	A.Bautista	10.448								
7	91	L.Haslam	10.971								
8	76	L.Baz	12.106								
9	12	X.Fores	12.457								
10	21	M.Rinaldi	13.473								
11	94	J.Folger	13.809								
12	64	F.Caricasulo	14.959								
13	66	T.Sykes	17.640								
14	50	E.Laverty	18.081								
15	36	L.Mercado	19.758								
16	1	J.Rea	22.812								
17	71	M.Ferrari	28.161								
18	51	E.Granado	28.504								
19	13	T.Takahashi	31.429								
20	32	S.Morais	34.814								
21	84	L.Cresson	47.719								

Lap 2

1	7	C.Davies	3'18.887								
2	54	T.Razgatioglu	0.197								
3	31	G.Gerloff	0.833								
4	1	J.Rea	1.380								
5	45	S.Redding	1.766								
6	60	M.van der Mark	2.159								
7	22	A.Lowes	2.309								
8	19	A.Bautista	3.059								
9	91	L.Haslam	3.449								
10	21	M.Rinaldi	3.518								
11	12	X.Fores	3.799								
12	76	L.Baz	3.995								
13	66	T.Sykes	4.581								
14	64	F.Caricasulo	4.800								
15	50	E.Laverty	5.422								
16	94	J.Folger	5.472								
17	36	L.Mercado	6.212								
18	32	S.Morais	7.028								
19	51	E.Granado	7.526								
20	71	M.Ferrari	8.330								
21	84	L.Cresson	9.294								
22	13	T.Takahashi	9.352								

Lap 12

1	7	C.Davies	19'29.789								
2	54	T.Razgatioglu	2.400								
3	45	S.Redding	4.259								
4	60	M.van der Mark	6.294								
5	22	A.Lowes	7.902								
6	19	A.Bautista	11.121								
7	91	L.Haslam	12.008								
8	76	L.Baz	12.866								
9	12	X.Fores	13.087								
10	21	M.Rinaldi	14.440								
11	94	J.Folger	14.726								
12	64	F.Caricasulo	15.782								
13	66	T.Sykes	18.442								
14	50	E.Laverty	19.161								
15	36	L.Mercado	20.995								
16	1	J.Rea	23.773								
17	71	M.Ferrari	30.302								
18	51	E.Granado	30.587								
19	13	T.Takahashi	33.401								
20	32	S.Morais	37.622								
21	84	L.Cresson	52.344								

Lap 3

1	7	C.Davies	4'56.157								
2	54	T.Razgatioglu	0.269								
3	1	J.Rea	1.229								
4	45	S.Redding	2.026								
5	60	M.van der Mark	2.505								
6	22	A.Lowes	2.923								
7	19	A.Bautista	3.935								
8	91	L.Haslam	4.286								
9	21	M.Rinaldi	4.796								
10	76	L.Baz	5.013								
11	12	X.Fores	5.074								
12	66	T.Sykes	5.420								
13	64	F.Caricasulo	5.773								
14	94	J.Folger	6.183								
15	50	E.Laverty	6.947								
16	36	L.Mercado	7.937								
17	51	E.Granado	10.013								
18	32	S.Morais	10.736								
19	71	M.Ferrari	10.854								
20	13	T.Takahashi	13.038								
21	84	L.Cresson	13.050								

Lap 13

1	7	C.Davies	21'06.988								
2	54	T.Razgatioglu	2.605								
3	45	S.Redding	4.324								
4	60	M.van der Mark	6.488								
5	22	A.Lowes	9.002								
6	19	A.Bautista	11.594								
7	91	L.Haslam	13.312								
8	76	L.Baz	13.589								
9	12	X.Fores	13.724								
10	21	M.Rinaldi	15.416								
11	94	J.Folger	15.741								
12	64	F.Caricasulo	16.596								
13	66	T.Sykes	19.282								
14	50	E.Laverty	20.387								
15	36	L.Mercado	22.190								
16	1	J.Rea	24.890								
17	71	M.Ferrari	32.103								
18	51	E.Granado	32.373								
19	13	T.Takahashi	35.129								
20	32	S.Morais	40.509								

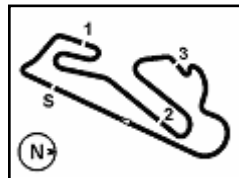
Lap 4

1	7	C.Davies	6'33.385								
2	54	T.Razgatioglu	0.437								

18/10/2020

These data/results cannot be reproduced, stored and/or transmitted in whole or in part by any manner of electronic, mechanical, photocopying, recording, broadcasting or otherwise now known or herein after developed without the previous express consent by the copyright owner, except for reproduction in daily press and regular printed publications on sale to the public within 60 days of the event related to those data/results and always provided that copyright symbol appears together as follows below.

© DORNA WSBK ORGANIZATION Srl 2020



Circuito Estoril 4.182 m

Pirelli Estoril Round, 16 - 18 October 2020

Lap Chart Race 2

 21 **84** L.Cresson 56.805

Lap 14

1	7 C.Davies	22'43.979
2	54 T.Razgatioglu	3.083
3	45 S.Redding	4.329
4	60 M.van der Mark	7.168
5	22 A.Lowes	10.433
6	19 A.Bautista	12.534
7	91 L.Haslam	15.141
8	12 X.Fores	15.224
9	21 M.Rinaldi	16.509
10	64 F.Caricasulo	17.735
11	66 T.Sykes	20.752
12	50 E.Laverty	21.813
13	94 J.Folger	22.335
14	36 L.Mercado	23.966
15	1 J.Rea	26.404
16	71 M.Ferrari	34.036
17	51 E.Granado	34.554
18	13 T.Takahashi	37.057
19	76 L.Baz	39.708
20	32 S.Morais	43.611
21	84 L.Cresson	1'01.185

Lap 15

1	7 C.Davies	24'21.229
2	54 T.Razgatioglu	3.158
3	45 S.Redding	4.124
4	60 M.van der Mark	7.578
5	22 A.Lowes	11.371
6	19 A.Bautista	13.030
7	12 X.Fores	16.951
8	91 L.Haslam	17.067
9	21 M.Rinaldi	17.180
10	64 F.Caricasulo	18.565
11	66 T.Sykes	21.519
12	50 E.Laverty	22.824
13	94 J.Folger	23.207
14	36 L.Mercado	25.297
15	1 J.Rea	27.583
16	71 M.Ferrari	35.840
17	51 E.Granado	37.094
18	13 T.Takahashi	39.115
19	32 S.Morais	46.392
20	84 L.Cresson	1'05.413

Lap 16

1	7 C.Davies	25'58.610
2	54 T.Razgatioglu	3.395
3	45 S.Redding	3.928
4	60 M.van der Mark	7.869
5	19 A.Bautista	13.407
6	12 X.Fores	18.073
7	21 M.Rinaldi	18.114
8	91 L.Haslam	18.557
9	64 F.Caricasulo	19.692
10	66 T.Sykes	22.324
11	50 E.Laverty	23.928
12	94 J.Folger	24.105
13	36 L.Mercado	26.393
14	1 J.Rea	28.958
15	71 M.Ferrari	37.578
16	51 E.Granado	38.997
17	13 T.Takahashi	41.051
18	32 S.Morais	48.690
19	84 L.Cresson	1'09.710

Lap 17

1	7 C.Davies	27'36.009
2	54 T.Razgatioglu	3.472
3	45 S.Redding	3.872
4	60 M.van der Mark	8.164
5	19 A.Bautista	13.826

 6 **21** M.Rinaldi 19.660

7	12 X.Fores	19.681
8	91 L.Haslam	19.827
9	64 F.Caricasulo	20.677
10	66 T.Sykes	23.055
11	50 E.Laverty	24.990
12	94 J.Folger	25.147
13	36 L.Mercado	27.473
14	1 J.Rea	30.292
15	71 M.Ferrari	39.386
16	51 E.Granado	41.112
17	13 T.Takahashi	43.023
18	32 S.Morais	51.535
19	84 L.Cresson	1'14.462

Lap 18

1	7 C.Davies	29'13.484
2	54 T.Razgatioglu	3.754
3	45 S.Redding	3.850
4	60 M.van der Mark	8.738
5	19 A.Bautista	14.365
6	21 M.Rinaldi	20.078
7	91 L.Haslam	20.457
8	12 X.Fores	20.705
9	64 F.Caricasulo	21.173
10	66 T.Sykes	23.654
11	50 E.Laverty	26.063
12	94 J.Folger	26.206
13	36 L.Mercado	28.711
14	1 J.Rea	32.651
15	71 M.Ferrari	41.588
16	51 E.Granado	42.931
17	13 T.Takahashi	44.524
18	32 S.Morais	54.545
19	84 L.Cresson	1'18.716

Lap 19

1	7 C.Davies	30'51.155
2	45 S.Redding	3.562
3	54 T.Razgatioglu	3.903
4	60 M.van der Mark	9.174
5	19 A.Bautista	14.763
6	21 M.Rinaldi	20.538
7	91 L.Haslam	21.018
8	12 X.Fores	21.287
9	64 F.Caricasulo	21.721
10	66 T.Sykes	24.327
11	94 J.Folger	26.773
12	50 E.Laverty	27.215
13	36 L.Mercado	30.078
14	1 J.Rea	35.572
15	71 M.Ferrari	43.234
16	51 E.Granado	44.488
17	13 T.Takahashi	45.951
18	32 S.Morais	57.457
19	84 L.Cresson	1'25.039

Lap 20

1	7 C.Davies	32'28.968
2	45 S.Redding	2.937
3	54 T.Razgatioglu	3.635
4	60 M.van der Mark	10.061
5	19 A.Bautista	15.044
6	21 M.Rinaldi	21.001
7	91 L.Haslam	21.206
8	12 X.Fores	21.680
9	64 F.Caricasulo	22.242
10	66 T.Sykes	24.902
11	94 J.Folger	27.135
12	50 E.Laverty	28.185
13	36 L.Mercado	31.250
14	1 J.Rea	37.274
15	71 M.Ferrari	44.840
16	51 E.Granado	46.077
17	13 T.Takahashi	46.890

 18 **32** S.Morais 59.816

 19 **84** L.Cresson 1'28.306

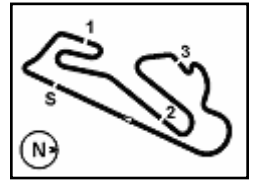
Lap 21

1	7 C.Davies	34'07.368
2	45 S.Redding	1.951
3	54 T.Razgatioglu	2.556
4	60 M.van der Mark	10.423
5	19 A.Bautista	15.473
6	21 M.Rinaldi	20.277
7	91 L.Haslam	21.074
8	12 X.Fores	21.291
9	64 F.Caricasulo	22.427
10	66 T.Sykes	25.168
11	94 J.Folger	26.945
12	50 E.Laverty	28.511
13	36 L.Mercado	32.281
14	1 J.Rea	38.800
15	71 M.Ferrari	46.083
16	51 E.Granado	47.000
17	13 T.Takahashi	47.295
18	32 S.Morais	1'01.053
19	84 L.Cresson	1'31.338

18/10/2020

These data/results cannot be reproduced, stored and/or transmitted in whole or in part by any manner of electronic, mechanical, photocopying, recording, broadcasting or otherwise now known or herein after developed without the previous express consent by the copyright owner, except for reproduction in daily press and regular printed publications on sale to the public within 60 days of the event related to those data/results and always provided that copyright symbol appears together as follows below.

© DORNA WSBK ORGANIZATION Srl 2020



Pirelli Estoril Round, 16 - 18 October 2020

Lap Chart Race 2

Race Pace Comparison

	7 Dav	45 Red	54 Raz	60 vdm	19 Bau	21 Rin	91 Has	12 For	64 Car	66 Syk	94 Fol	50 Lav	36 Mer	1 Rea
1	1'41.623	1'43.034	1'41.492	1'43.142	1'43.771	1'44.097	1'44.035	1'44.447	1'45.134	1'44.932	1'46.025	1'45.361	1'45.909	1'43.075
2	1'37.264	1'37.619	1'37.592	1'37.904	1'38.175	1'38.308	1'38.301	1'38.239	1'38.553	1'38.536	1'38.334	1'38.948	1'39.190	1'37.192
3	1'37.270	1'37.530	1'37.342	1'37.616	1'38.146	1'38.548	1'38.107	1'38.545	1'38.243	1'38.109	1'37.981	1'38.795	1'38.995	1'37.119
4	1'37.228	1'37.375	1'37.396	1'37.695	1'38.000	1'38.071	1'38.461	1'38.027	1'38.272	1'38.533	1'38.168	1'38.366	1'38.623	1'36.919
5	1'37.184	1'37.616	1'37.254	1'37.505	1'38.011	1'37.916	1'37.831	1'37.904	1'38.344	1'39.144	1'38.776	1'38.553	1'38.456	1'36.936
6	1'37.033	1'37.355	1'36.957	1'37.546	1'37.968	1'37.780	1'37.675	1'37.874	1'37.714	1'38.636	1'37.790	1'38.418	1'38.485	1'36.864
7	1'36.942	1'37.403	1'37.174	1'37.384	1'37.831	1'38.866	1'37.840	1'38.356	1'37.811	1'38.464	1'37.655	1'38.263	1'38.423	1'37.105
8	1'37.042	1'37.108	1'37.088	1'37.425	1'37.683	1'38.816	1'37.913	1'38.432	1'38.836	1'38.559	1'38.243	1'38.347	1'38.496	1'37.112
9	1'37.242	1'37.309	1'37.951	1'37.346	1'37.936	1'37.888	1'37.767	1'37.763	1'38.135	1'38.881	1'37.710	1'38.959	1'38.673	1'56.756
10	1'37.009	1'37.282	1'37.258	1'37.599	1'37.767	1'38.055	1'37.798	1'37.829	1'38.594	1'38.248	1'37.867	1'38.286	1'38.639	1'38.328
11	1'36.806	1'37.199	1'37.241	1'37.315	1'37.803	1'37.771	1'37.886	1'37.684	1'37.966	1'38.241	1'37.903	1'38.428	1'38.512	1'38.049
12	1'37.146	1'37.218	1'37.444	1'37.606	1'37.819	1'38.113	1'38.183	1'37.776	1'37.969	1'37.948	1'38.063	1'38.226	1'38.383	1'38.107
13	1'37.199	1'37.264	1'37.404	1'37.393	1'37.672	1'38.175	1'38.503	1'37.836	1'38.013	1'38.039	1'38.214	1'38.425	1'38.394	1'38.316
14	1'36.991	1'36.896	1'37.469	1'37.671	1'37.931	1'38.084	1'38.820	1'38.491	1'38.130	1'38.461	1'43.585	1'38.417	1'38.767	1'38.505
15	1'37.250	1'37.045	1'37.325	1'37.660	1'37.746	1'37.921	1'39.176	1'38.977	1'38.080	1'38.017	1'38.122	1'38.261	1'38.581	1'38.429
16	1'37.381	1'37.185	1'37.618	1'37.672	1'37.758	1'38.315	1'38.871	1'38.503	1'38.508	1'38.186	1'38.279	1'38.485	1'38.477	1'38.756
17	1'37.399	1'37.343	1'37.476	1'37.694	1'37.818	1'38.945	1'38.669	1'39.007	1'38.384	1'38.130	1'38.441	1'38.461	1'38.479	1'38.733
18	1'37.475	1'37.453	1'37.757	1'38.049	1'38.014	1'37.893	1'38.105	1'38.499	1'37.971	1'38.074	1'38.534	1'38.548	1'38.713	1'39.834
19	1'37.671	1'37.383	1'37.820	1'38.107	1'38.069	1'38.131	1'38.232	1'38.253	1'38.219	1'38.344	1'38.238	1'38.823	1'39.038	1'40.592
20	1'37.813	1'37.188	1'37.545	1'38.700	1'38.094	1'38.276	1'38.001	1'38.206	1'38.334	1'38.388	1'38.175	1'38.783	1'38.985	1'39.515
21	1'38.400	1'37.414	1'37.321	1'38.762	1'38.829	1'37.676	1'38.268	1'38.011	1'38.585	1'38.666	1'38.210	1'38.726	1'39.431	1'39.926

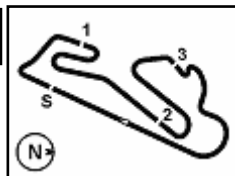
	71 Fer	51 Gra	13 Tak	32 Mor	84 Cre	22 Low	76 Baz	31 Ger
1	1'47.180	1'47.160	1'47.543	1'46.463	1'47.045	1'43.314	1'44.603	1'42.109
2	1'40.037	1'39.253	1'40.696	1'39.452	1'41.136	1'37.882	1'38.279	1'37.611
3	1'39.794	1'39.757	1'40.956	1'40.978	1'41.026	1'37.884	1'38.288	
4	1'39.526	1'39.231	1'39.599	1'40.082	1'41.110	1'37.647	1'38.343	
5	1'39.182	1'39.375	1'39.336	1'40.727	1'41.286	1'37.586	1'38.006	
6	1'39.247	1'39.283	1'39.918	1'40.155	1'41.242	1'37.619	1'37.858	
7	1'39.092	1'39.550	1'39.449	1'40.264	1'41.634	1'37.569	1'38.064	
8	1'39.137	1'39.261	1'39.116	1'40.139	1'41.035	1'37.480	1'37.719	
9	1'39.167	1'39.289	1'39.209	1'40.128	1'41.375	1'37.311	1'37.820	
10	1'39.306	1'39.529	1'38.962	1'39.690	1'41.779	1'37.349	1'38.007	
11	1'39.136	1'39.459	1'39.288	1'39.379	1'41.694	1'37.689	1'37.762	
12	1'39.287	1'39.229	1'39.118	1'39.954	1'41.771	1'38.361	1'37.906	
13	1'39.000	1'38.985	1'38.927	1'40.086	1'41.660	1'38.299	1'37.922	
14	1'38.924	1'39.172	1'38.919	1'40.093	1'41.371	1'38.422	2'03.110	
15	1'39.054	1'39.790	1'39.308	1'40.031	1'41.478	1'38.188		
16	1'39.119	1'39.284	1'39.317	1'39.679	1'41.678			
17	1'39.207	1'39.514	1'39.371	1'40.244	1'42.151			
18	1'39.677	1'39.294	1'38.976	1'40.485	1'41.729			
19	1'39.317	1'39.228	1'39.098	1'40.583	1'43.994			
20	1'39.419	1'39.402	1'38.752	1'40.172	1'41.080			
21	1'39.643	1'39.323	1'38.805	1'39.637	1'41.432			

18/10/2020

These data/results cannot be reproduced, stored and/or transmitted in whole or in part by any manner of electronic, mechanical, photocopying, recording, broadcasting or otherwise now known or herein after developed without the previous express consent by the copyright owner, except for reproduction in daily press and regular printed publications on sale to the public within 60 days of the event related to those data/results and always provided that copyright symbol appears together as follows below.

© DORNA WSBK ORGANIZATION Srl 2020





Pirelli Estoril Round, 16 - 18 October 2020 Best Sectors & Speed Race 2

RESULTS			
1	7 C. DAVIES	Ducati Panigale V4 R	Laps 21
2	45 S. REDDING	Ducati Panigale V4 R	1.951
3	54 T. RAZGATLIOGLU	Yamaha YZF R1	2.556
4	60 M. VAN DER MARK	Yamaha YZF R1	10.423
5	19 A. BAUTISTA	Honda CBR1000RR-R	15.473
6	21 M. RINALDI	Ducati Panigale V4 R	20.277
7	91 L. HASLAM	Honda CBR1000RR-R	21.074
8	12 X. FORES	Kawasaki ZX-10RR	21.291
9	64 F. CARICASULO	Yamaha YZF R1	22.427
10	66 T. SYKES	BMW S1000 RR	25.168
11	94 J. FOLGER	Yamaha YZF R1	26.945
12	50 E. LAVERTY	BMW S1000 RR	28.511
13	36 L. MERCADO	Ducati Panigale V4 R	32.281
14	1 J. REA	Kawasaki ZX-10RR	38.800
15	71 M. FERRARI	Ducati Panigale V4 R	46.083
16	51 E. GRANADO	Honda CBR1000RR-R	47.000
17	13 T. TAKAHASHI	Honda CBR1000RR-R	47.295
18	32 S. MORAIS	Kawasaki ZX-10RR	1'01.053
19	84 L. CRESSON	Kawasaki ZX-10RR	1'31.338
RET	22 A. LOWES	Kawasaki ZX-10RR	6 Laps
RET	76 L. BAZ	Yamaha YZF R1	7 Laps
RET	31 G. GERLOFF	Yamaha YZF R1	19 Laps

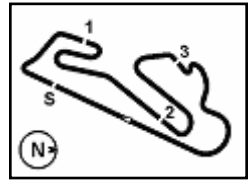
SPEED			
1	54 T. RAZGATLIOGLU	Yamaha YZF R1	292,2
2	7 C. DAVIES	Ducati Panigale V4 R	283,9
3	13 T. TAKAHASHI	Honda CBR1000RR-R	277,5
4	45 S. REDDING	Ducati Panigale V4 R	276,8
5	60 M. VAN DER MARK	Yamaha YZF R1	276,1
6	36 L. MERCADO	Ducati Panigale V4 R	275,4
7	12 X. FORES	Kawasaki ZX-10RR	274,7
8	84 L. CRESSON	Kawasaki ZX-10RR	274,0
9	64 F. CARICASULO	Yamaha YZF R1	274,0
10	66 T. SYKES	BMW S1000 RR	274,0
11	94 J. FOLGER	Yamaha YZF R1	273,3
12	19 A. BAUTISTA	Honda CBR1000RR-R	272,7
13	76 L. BAZ	Yamaha YZF R1	272,0
14	21 M. RINALDI	Ducati Panigale V4 R	272,0
15	1 J. REA	Kawasaki ZX-10RR	271,3
16	91 L. HASLAM	Honda CBR1000RR-R	268,7
17	31 G. GERLOFF	Yamaha YZF R1	268,0
18	22 A. LOWES	Kawasaki ZX-10RR	266,7
19	71 M. FERRARI	Ducati Panigale V4 R	264,8
20	50 E. LAVERTY	BMW S1000 RR	264,2
21	51 E. GRANADO	Honda CBR1000RR-R	261,0
22	32 S. MORAIS	Kawasaki ZX-10RR	258,6

SEG. 1			SEG. 2			SEG. 3			SEG. 4		
1	7 C. DAVIES	19.481	1	45 S. REDDING	23.424	1	7 C. DAVIES	22.730	1	1 J. REA	30.693
2	60 M. VAN DER MARK	19.538	2	1 J. REA	23.481	2	22 A. LOWES	22.913	2	22 A. LOWES	30.819
3	54 T. RAZGATLIOGLU	19.565	3	54 T. RAZGATLIOGLU	23.504	3	1 J. REA	22.916	3	60 M. VAN DER MARK	30.833
4	45 S. REDDING	19.615	4	7 C. DAVIES	23.512	4	45 S. REDDING	22.942	4	54 T. RAZGATLIOGLU	30.869
5	19 A. BAUTISTA	19.641	5	22 A. LOWES	23.622	5	54 T. RAZGATLIOGLU	22.951	5	21 M. RINALDI	30.871
6	1 J. REA	19.689	6	91 L. HASLAM	23.623	6	76 L. BAZ	22.999	6	7 C. DAVIES	30.899
7	22 A. LOWES	19.706	7	94 J. FOLGER	23.626	7	12 X. FORES	23.015	7	45 S. REDDING	30.955
8	91 L. HASLAM	19.731	8	21 M. RINALDI	23.632	8	64 F. CARICASULO	23.034	8	94 J. FOLGER	30.993
9	12 X. FORES	19.752	9	60 M. VAN DER MARK	23.633	9	60 M. VAN DER MARK	23.039	9	12 X. FORES	30.994
10	94 J. FOLGER	19.754	10	64 F. CARICASULO	23.633	10	31 G. GERLOFF	23.050	10	19 A. BAUTISTA	30.997
11	21 M. RINALDI	19.770	11	12 X. FORES	23.641	11	19 A. BAUTISTA	23.092	11	31 G. GERLOFF	31.040
12	36 L. MERCADO	19.780	12	76 L. BAZ	23.644	12	21 M. RINALDI	23.099	12	91 L. HASLAM	31.043
13	31 G. GERLOFF	19.788	13	31 G. GERLOFF	23.677	13	91 L. HASLAM	23.114	13	76 L. BAZ	31.081
14	64 F. CARICASULO	19.799	14	19 A. BAUTISTA	23.716	14	94 J. FOLGER	23.118	14	64 F. CARICASULO	31.127
15	66 T. SYKES	19.819	15	50 E. LAVERTY	23.719	15	66 T. SYKES	23.128	15	66 T. SYKES	31.170
16	76 L. BAZ	19.826	16	66 T. SYKES	23.727	16	50 E. LAVERTY	23.207	16	50 E. LAVERTY	31.214
17	50 E. LAVERTY	19.847	17	36 L. MERCADO	23.785	17	36 L. MERCADO	23.288	17	36 L. MERCADO	31.268
18	13 T. TAKAHASHI	19.924	18	71 M. FERRARI	23.930	18	51 E. GRANADO	23.302	18	13 T. TAKAHASHI	31.313
19	51 E. GRANADO	20.030	19	13 T. TAKAHASHI	23.966	19	13 T. TAKAHASHI	23.348	19	71 M. FERRARI	31.351
20	71 M. FERRARI	20.051	20	51 E. GRANADO	24.024	20	71 M. FERRARI	23.419	20	32 S. MORAIS	31.414
21	32 S. MORAIS	20.177	21	32 S. MORAIS	24.046	21	32 S. MORAIS	23.432	21	51 E. GRANADO	31.454
22	84 L. CRESSON	20.309	22	84 L. CRESSON	24.360	22	84 L. CRESSON	23.888	22	84 L. CRESSON	31.917

18/10/2020

These data/results cannot be reproduced, stored and/or transmitted in whole or in part by any manner of electronic, mechanical, photocopying, recording, broadcasting or otherwise now known or herein after developed without the previous express consent by the copyright owner, except for reproduction in daily press and regular printed publications on sale to the public within 60 days of the event related to those data/results and always provided that copyright symbol appears together as follows below.

© DORNA WSBK ORGANIZATION Srl 2020


Pirelli Estoril Round, 16 - 18 October 2020
Chronological Analysis Race 2

Circuito Estoril 4.182 m

Start at 15:15'35.192

1 / 4

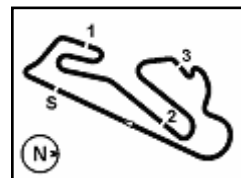
1° 7 C. DAVIES (1'36.806)							
Lap	Seg.1	Seg.2	Seg.3	Seg.4	Lap Time	km/h	Local Time
1		23.644	23.118	30.899	1'41.623	226,7	15:17'16.815
2	19.665	23.614	22.920	31.065	1'37.264	268,0	15:18'54.079
3	19.646	23.538	22.956	31.130	1'37.270	270,0	15:20'31.349
4	19.646	23.529	22.963	31.090	1'37.228	274,0	15:22'08.577
5	19.543	23.643	22.910	31.088	1'37.184	277,5	15:23'45.761
6	19.481	23.596	22.962	30.994	1'37.033	278,2	15:25'22.794
7	19.517	23.534	22.868	31.023	1'36.942	277,5	15:26'59.736
8	19.496	23.630	22.923	30.993	1'37.042	280,3	15:28'36.778
9	19.623	23.512	22.944	31.163	1'37.242	281,7	15:30'14.020
10	19.502	23.544	22.861	31.102	1'37.009	283,9	15:31'51.029
11	19.485	23.606	22.730	30.985	1'36.806	283,2	15:33'27.835
12	19.577	23.594	22.894	31.081	1'37.146	279,6	15:35'04.981
13	19.658	23.552	22.910	31.079	1'37.199	281,0	15:36'42.180
14	19.549	23.597	22.855	30.990	1'36.991	279,6	15:38'19.171
15	19.595	23.627	22.921	31.107	1'37.250	282,5	15:39'56.421
16	19.636	23.590	23.012	31.143	1'37.381	281,7	15:41'33.802
17	19.591	23.768	22.966	31.074	1'37.399	281,0	15:43'11.201
18	19.595	23.772	23.002	31.106	1'37.475	282,5	15:44'48.676
19	19.624	23.696	23.120	31.231	1'37.671	279,6	15:46'26.347
20	19.659	23.778	23.167	31.209	1'37.813	277,5	15:48'04.160
21	19.700	24.020	23.205	31.475	1'38.400	272,0	15:49'42.560
Race Time 34'07.368							
4° 60 M. VAN DER MARK (1'37.315)							
Lap	Seg.1	Seg.2	Seg.3	Seg.4	Lap Time	km/h	Local Time
1		23.804	23.355	31.784	1'43.142	222,1	15:17'18.334
2	20.082	23.691	23.253	30.878	1'37.904	243,7	15:18'56.238
3	19.872	23.685	23.179	30.880	1'37.616	255,6	15:20'33.854
4	19.770	23.684	23.350	30.891	1'37.695	267,4	15:22'11.549
5	19.781	23.672	23.210	30.842	1'37.505	265,4	15:23'49.054
6	19.774	23.690	23.091	30.991	1'37.546	262,3	15:25'26.600
7	19.735	23.760	23.039	30.850	1'37.384	266,7	15:27'03.984
8	19.715	23.687	23.136	30.887	1'37.425	269,3	15:28'41.409
9	19.674	23.687	23.136	30.849	1'37.346	270,0	15:30'18.755
10	19.794	23.719	23.253	30.833	1'37.599	266,7	15:31'56.354
11	19.772	23.633	23.051	30.859	1'37.315	266,7	15:33'33.669
12	19.771	23.710	23.128	30.997	1'37.606	270,0	15:35'11.275
13	19.538	23.728	23.215	30.912	1'37.393	276,1	15:36'48.668
14	19.870	23.685	23.225	30.891	1'37.671	266,7	15:38'26.339
15	19.817	23.647	23.228	30.968	1'37.660	273,4	15:40'03.999
16	19.695	23.752	23.291	30.934	1'37.672	274,7	15:41'41.671
17	19.758	23.716	23.207	31.013	1'37.694	273,4	15:43'19.365
18	19.865	23.734	23.268	31.182	1'38.049	272,7	15:44'57.414
19	19.753	23.707	23.344	31.303	1'38.107	274,7	15:46'35.521
20	19.992	23.975	23.345	31.388	1'38.700	268,0	15:48'14.221
21	19.950	23.909	23.408	31.495	1'38.762	273,4	15:49'52.983
Race Time 34'17.791							
5° 19 A. BAUTISTA (1'37.672)							
Lap	Seg.1	Seg.2	Seg.3	Seg.4	Lap Time	km/h	Local Time
1		24.165	23.572	31.246	1'43.771	223,9	15:17'18.963
2	19.950	23.927	23.301	30.997	1'38.175	250,4	15:18'57.138
3	19.878	23.875	23.309	31.084	1'38.146	261,0	15:20'35.284
4	19.723	23.809	23.336	31.132	1'38.000	264,8	15:22'13.284
5	19.861	23.819	23.270	31.061	1'38.011	259,2	15:23'51.295
6	19.786	23.734	23.161	31.287	1'37.968	262,9	15:25'29.263
7	19.641	23.943	23.203	31.044	1'37.831	270,0	15:27'07.094
8	19.645	23.817	23.163	31.058	1'37.683	268,0	15:28'44.777
9	19.736	23.784	23.256	31.160	1'37.936	269,3	15:30'22.713
10	19.750	23.818	23.187	31.012	1'37.767	268,0	15:32'00.480
11	19.643	23.874	23.281	31.005	1'37.803	271,3	15:33'38.283
12	19.864	23.759	23.092	31.104	1'37.819	262,9	15:35'16.102
13	19.719	23.716	23.145	31.092	1'37.672	266,1	15:36'53.774
14	19.722	23.883	23.231	31.095	1'37.931	266,1	15:38'31.705
15	19.665	23.753	23.216	31.112	1'37.746	270,0	15:40'09.451
16	19.699	23.776	23.213	31.070	1'37.758	266,7	15:41'47.209
17	19.656	23.853	23.222	31.087	1'37.818	272,0	15:43'25.027
18	19.720	23.872	23.209	31.213	1'38.014	271,3	15:45'03.041
19	19.775	23.937	23.224	31.133	1'38.069	271,3	15:46'41.110
20	19.723	23.869	23.311	31.191	1'38.094	272,7	15:48'19.204
21	19.792	24.068	23.462	31.507	1'38.829	268,7	15:49'58.033
Race Time 34'22.841							
6° 21 M. RINALDI (1'37.676)							
Lap	Seg.1	Seg.2	Seg.3	Seg.4	Lap Time	km/h	Local Time
1		24.134	23.542	31.307	1'44.097	232,9	15:17'19.289
2	20.051	23.882	23.340	31.035	1'38.308	240,0	15:18'57.597
3	19.944	23.822	23.324	31.458	1'38.548	247,0	15:20'36.145
4	19.929	23.738	23.194	31.210	1'38.071	255,0	15:22'14.216

18/10/2020

P = Pits In/Out - C = Lap Time Cancelled

These data/results cannot be reproduced, stored and/or transmitted in whole or in part by any manner of electronic, mechanical, photocopying, recording, broadcasting or otherwise now known or herein after developed without the previous express consent by the copyright owner, except for reproduction in daily press and regular printed publications on sale to the public within 60 days of the event related to those data/results and always provided that copyright symbol appears together as follows below.

© DORNA WSBK ORGANIZATION Srl 2020



Circuito Estoril 4.182 m

Pirelli Estoril Round, 16 - 18 October 2020
Chronological Analysis Race 2
2 / 4

Start at 15:15'35.192

Lap	Seg.1	Seg.2	Seg.3	Seg.4	Lap Time	km/h	Local Time
5	19.978	23.765	23.159	31.014	1'37.916	249,2	15:23'52.132
6	19.955	23.632	23.120	31.073	1'37.780	252,7	15:25'29.912
7	19.944	23.836	23.231	31.855	1'38.866	255,6	15:27'08.778
8	20.220	24.373	23.198	31.025	1'38.816	252,7	15:28'47.594
9	19.857	23.912	23.179	30.940	1'37.888	260,4	15:30'25.482
10	19.930	23.839	23.245	31.041	1'38.055	258,0	15:32'03.537
11	19.829	23.738	23.160	31.044	1'37.771	262,3	15:33'41.308
12	19.987	23.799	23.131	31.196	1'38.113	259,8	15:35'19.421
13	19.930	23.877	23.247	31.121	1'38.175	258,6	15:36'57.596
14	19.809	23.732	23.482	31.061	1'38.084	261,7	15:38'35.680
15	19.987	23.779	23.284	30.871	1'37.921	256,8	15:40'13.601
16	20.175	23.943	23.263	30.934	1'38.315	244,3	15:41'51.916
17	20.281	23.821	23.281	31.562	1'38.945	272,0	15:43'30.861
18	19.786	23.700	23.102	31.305	1'37.893	271,3	15:45'08.754
19	19.893	23.818	23.222	31.198	1'38.131	261,7	15:46'46.885
20	19.980	23.882	23.189	31.225	1'38.276	263,5	15:48'25.161
21	19.770	23.711	23.099	31.096	1'37.676	266,7	15:50'02.837
Race Time 34'27.645							

9° 64 F. CARICASULO (1'37.714)							
Lap	Seg.1	Seg.2	Seg.3	Seg.4	Lap Time	km/h	Local Time
1		24.466	23.463	31.599	1'45.134	231,9	15:17'20.326
2	20.076	23.904	23.251	31.322	1'38.553	248,1	15:18'58.879
3	19.981	23.839	23.177	31.246	1'38.243	252,7	15:20'37.122
4	20.027	23.794	23.258	31.193	1'38.272	259,2	15:22'15.394
5	20.159	23.901	23.121	31.163	1'38.344	255,0	15:23'53.738
6	19.802	23.705	23.034	31.173	1'37.714	264,8	15:25'31.452
7	19.799	23.657	23.165	31.190	1'37.811	261,7	15:27'09.263
8	19.986	23.855	23.798	31.197	1'38.836	255,6	15:28'48.099
9	20.023	23.810	23.175	31.127	1'38.135	255,0	15:30'26.234
10	19.841	23.735	23.723	31.295	1'38.594	257,4	15:32'04.828
11	19.890	23.633	23.160	31.283	1'37.966	256,2	15:33'42.794
12	19.907	23.702	23.163	31.197	1'37.969	254,4	15:35'20.763
13	19.878	23.666	23.272	31.197	1'38.013	257,4	15:36'58.776
14	19.884	23.686	23.306	31.254	1'38.130	274,0	15:38'36.906
15	19.806	23.743	23.298	31.233	1'38.080	268,7	15:40'14.986
16	20.034	23.864	23.331	31.279	1'38.508	258,6	15:41'53.494
17	20.088	23.729	23.258	31.309	1'38.384	256,8	15:43'31.878
18	19.886	23.705	23.211	31.169	1'37.971	262,3	15:45'09.849
19	19.887	23.701	23.402	31.229	1'38.219	261,7	15:46'48.068
20	19.985	23.689	23.341	31.319	1'38.334	268,0	15:48'26.402
21	19.977	23.837	23.350	31.421	1'38.585	250,9	15:50'04.987
Race Time 34'29.795							

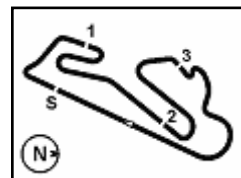
10° 66 T. SYKES (1'37.948)							
Lap	Seg.1	Seg.2	Seg.3	Seg.4	Lap Time	km/h	Local Time
1		24.429	23.508	31.560	1'44.932	230,9	15:17'20.124
2	20.135	23.824	23.261	31.316	1'38.536	247,6	15:18'58.660
3	19.879	23.837	23.223	31.170	1'38.109	262,3	15:20'36.769
4	20.145	23.824	23.220	31.344	1'38.533	266,7	15:22'15.302
5	20.235	24.254	23.322	31.333	1'39.144	257,4	15:23'54.446
6	20.200	23.821	23.219	31.396	1'38.636	271,3	15:25'33.082
7	20.005	23.858	23.223	31.378	1'38.464	261,7	15:27'11.546
8	20.034	23.946	23.254	31.325	1'38.559	272,0	15:28'50.105
9	19.960	24.419	23.246	31.256	1'38.881	264,8	15:30'28.986
10	19.826	23.774	23.198	31.450	1'38.248	272,0	15:32'07.234
11	19.913	23.785	23.180	31.363	1'38.241	264,8	15:33'45.475
12	19.846	23.752	23.173	31.177	1'37.948	269,3	15:35'23.423
13	19.882	23.781	23.161	31.215	1'38.039	268,0	15:37'01.462
14	19.933	23.922	23.293	31.313	1'38.461	267,4	15:38'39.923
15	19.853	23.805	23.179	31.180	1'38.017	273,4	15:40'17.940
16	19.905	23.863	23.128	31.290	1'38.186	267,4	15:41'56.126
17	19.936	23.772	23.146	31.276	1'38.130	266,7	15:43'34.256
18	19.819	23.748	23.162	31.345	1'38.074	274,0	15:45'12.330
19	19.938	23.741	23.273	31.392	1'38.344	272,0	15:46'50.674
20	20.014	23.727	23.254	31.393	1'38.388	266,1	15:48'29.062
21	20.016	23.819	23.324	31.507	1'38.666	268,0	15:50'07.728
Race Time 34'32.536							

11° 94 J. FOLGER (1'37.655)							
Lap	Seg.1	Seg.2	Seg.3	Seg.4	Lap Time	km/h	Local Time
1		24.358	24.816	31.503	1'46.025	221,2	15:17'21.217
2	19.845	23.866	23.299	31.324	1'38.334	262,3	15:18'59.551
3	19.901	23.670	23.202	31.208	1'37.981	261,0	15:20'37.532
4	19.913	23.768	23.293	31.194	1'38.168	258,0	15:22'15.700
5	20.142	24.139	23.320	31.175	1'38.776	258,0	15:23'54.476
6	19.882	23.655	23.118	31.135	1'37.790	273,4	15:25'32.266
7	19.754	23.657	23.160	31.084	1'37.655	270,0	15:27'09.921
8	19.875	23.895	23.480	30.993	1'38.243	261,7	15:28'48.164
9	19.804	23.696	23.139	31.071	1'37.710	264,8	15:30'25.874
10	19.809	23.721	23.281	31.056	1'37.867	259,8	15:32'03.741

18/10/2020 P = Pits In/Out - C = Lap Time Cancelled

These data/results cannot be reproduced, stored and/or transmitted in whole or in part by any manner of electronic, mechanical, photocopying, recording, broadcasting or otherwise now known or herein after developed without the previous express consent by the copyright owner, except for reproduction in daily press and regular printed publications on sale to the public within 60 days of the event related to those data/results and always provided that copyright symbol appears together as follows below.

© DORNA WSBK ORGANIZATION Srl 2020



Circuito Estoril 4.182 m

Pirelli Estoril Round, 16 - 18 October 2020
Chronological Analysis Race 2

Start at 15:15'35.192

3 / 4

11	19.887	23.626	23.236	31.154	1'37.903	253,8	15:33'41.644	2	19.772	23.677	22.961	30.782	1'37.192	251,5	15:18'55.459
12	19.978	23.725	23.239	31.121	1'38.063	261,7	15:35'19.707	3	19.747	23.654	22.920	30.798	1'37.119	255,6	15:20'32.578
13	19.976	23.819	23.238	31.181	1'38.214	259,2	15:36'57.921	4	19.689	23.536	22.988	30.706	1'36.919	257,4	15:22'09.497
14	19.855	23.710			1'43.585	264,8	15:38'41.506	5	19.782	23.532	22.916	30.706	1'36.936	255,6	15:23'46.433
15	20.046	23.673	23.207	31.196	1'38.122	258,0	15:40'19.628	6	19.727	23.481	22.963	30.693	1'36.864	253,8	15:25'23.297
16	19.925	23.639	23.510	31.205	1'38.279	257,4	15:41'57.907	7	19.792	23.637	22.949	30.727	1'37.105	261,0	15:27'00.402
17	19.985	23.856	23.360	31.240	1'38.441	258,0	15:43'36.348	8	19.793	23.607	23.014	30.698	1'37.112	271,3	15:28'37.514
18	20.021	23.789	23.450	31.274	1'38.534	250,9	15:45'14.882	9	19.801	42.092	23.594	31.269	1'56.756	268,7	15:30'34.270
19	20.127	23.668	23.167	31.276	1'38.238	252,7	15:46'53.120	10	19.965	23.780	23.434	31.149	1'38.328	263,5	15:32'12.598
20	19.807	23.741	23.245	31.382	1'38.175	271,3	15:48'31.295	11	19.940	23.779	23.151	31.179	1'38.049	262,3	15:33'50.647
21	19.856	23.763	23.234	31.357	1'38.210	268,7	15:50'09.505	12	19.986	23.772	23.208	31.141	1'38.107	261,7	15:35'28.754
Race Time 34'34.313								13	20.021	23.920	23.220	31.155	1'38.316	263,5	15:37'07.070
								14	20.008	23.936	23.368	31.193	1'38.505	264,8	15:38'45.575
								15	20.124	23.823	23.258	31.224	1'38.429	264,2	15:40'24.004
								16	20.102	23.861	23.422	31.371	1'38.756	265,4	15:42'02.760
								17	20.036	23.917	23.333	31.447	1'38.733	266,1	15:43'41.493
								18	20.495	24.084	23.718	31.537	1'39.834	268,7	15:45'21.327
								19	20.283	24.060	24.590	31.659	1'40.592	261,7	15:47'01.919
								20	20.248	24.061	23.565	31.641	1'39.515	261,7	15:48'41.434
								21	20.338	24.251	23.593	31.744	1'39.926	265,4	15:50'21.360
								Race Time 34'46.168							

12° **50 E. LAVERTY (1'38.226)**

Lap	Seg.1	Seg.2	Seg.3	Seg.4	Lap Time	km/h	Local Time
1		24.505	23.666	31.442	1'45.361	224,8	15:17'20.553
2	20.142	24.016	23.417	31.373	1'38.948	250,4	15:18'59.501
3	20.213	23.821	23.403	31.358	1'38.795	245,3	15:20'38.296
4	19.936	23.764	23.282	31.384	1'38.366	254,4	15:22'16.662
5	19.972	23.836	23.460	31.285	1'38.553	256,8	15:23'55.215
6	19.988	23.868	23.317	31.245	1'38.418	252,7	15:25'33.633
7	19.962	23.761	23.238	31.302	1'38.263	253,2	15:27'11.896
8	19.902	23.867	23.364	31.214	1'38.347	259,8	15:28'50.243
9	19.876	24.553	23.293	31.237	1'38.959	258,0	15:30'29.202
10	19.969	23.862	23.207	31.248	1'38.286	253,2	15:32'07.488
11	19.957	23.833	23.310	31.328	1'38.428	256,2	15:33'45.916
12	19.847	23.719	23.406	31.254	1'38.226	260,4	15:35'24.142
13	19.915	23.883	23.273	31.354	1'38.425	258,0	15:37'02.567
14	19.912	23.819	23.270	31.416	1'38.417	261,0	15:38'40.984
15	19.906	23.830	23.252	31.273	1'38.261	264,2	15:40'19.245
16	19.945	23.897	23.340	31.303	1'38.485	259,8	15:41'57.730
17	19.953	23.940	23.284	31.284	1'38.461	261,7	15:43'36.191
18	19.965	23.852	23.383	31.348	1'38.548	263,5	15:45'14.739
19	20.121	23.873	23.535	31.294	1'38.823	259,8	15:46'53.562
20	19.987	23.877	23.439	31.480	1'38.783	262,9	15:48'32.345
21	20.079	23.828	23.380	31.439	1'38.726	261,0	15:50'11.071
Race Time 34'35.879							

13° **36 L. MERCADO (1'38.383)**

Lap	Seg.1	Seg.2	Seg.3	Seg.4	Lap Time	km/h	Local Time
1		24.691	23.938	31.471	1'45.909	229,0	15:17'21.101
2	20.225	23.994	23.544	31.427	1'39.190	248,7	15:19'00.291
3	20.221	23.874	23.445	31.455	1'38.995	242,1	15:20'39.286
4	19.896	23.848	23.445	31.434	1'38.623	263,5	15:22'17.909
5	19.798	23.867	23.391	31.400	1'38.456	266,7	15:23'56.365
6	20.034	23.818	23.288	31.345	1'38.485	258,0	15:25'34.850
7	19.959	23.819	23.353	31.292	1'38.423	265,4	15:27'13.273
8	19.877	23.889	23.440	31.290	1'38.496	264,2	15:28'51.769
9	20.027	23.879	23.453	31.314	1'38.673	256,2	15:30'30.442
10	20.024	23.937	23.357	31.321	1'38.639	259,2	15:32'09.081
11	19.934	23.821	23.306	31.451	1'38.512	271,3	15:33'47.593
12	19.861	23.861	23.378	31.283	1'38.383	270,0	15:35'25.976
13	19.968	23.806	23.352	31.268	1'38.394	261,7	15:37'04.370
14	20.054	23.846	23.403	31.464	1'38.767	259,2	15:38'43.137
15	19.887	23.785	23.418	31.491	1'38.581	273,4	15:40'21.718
16	19.780	23.868	23.472	31.357	1'38.477	272,7	15:42'00.195
17	19.899	23.812	23.398	31.370	1'38.479	271,3	15:43'38.674
18	20.024	23.837	23.494	31.358	1'38.713	262,9	15:45'17.387
19	19.925	23.978	23.547	31.588	1'39.038	275,4	15:46'56.425
20	19.962	23.876	23.552	31.595	1'38.985	273,4	15:48'35.410
21	20.153	23.945	23.638	31.695	1'39.431	264,2	15:50'14.841
Race Time 34'39.649							

14° **1 J. REA (1'36.864)**

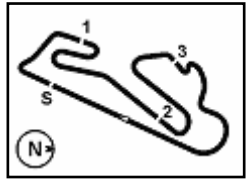
Lap	Seg.1	Seg.2	Seg.3	Seg.4	Lap Time	km/h	Local Time
1		23.884	23.190	31.635	1'43.075	221,7	15:17'18.267

18/10/2020

P = Pits In/Out - C = Lap Time Cancelled

These data/results cannot be reproduced, stored and/or transmitted in whole or in part by any manner of electronic, mechanical, photocopying, recording, broadcasting or otherwise now known or herein after developed without the previous express consent by the copyright owner, except for reproduction in daily press and regular printed publications on sale to the public within 60 days of the event related to those data/results and always provided that copyright symbol appears together as follows below.

© DORNA WSBK ORGANIZATION Srl 2020



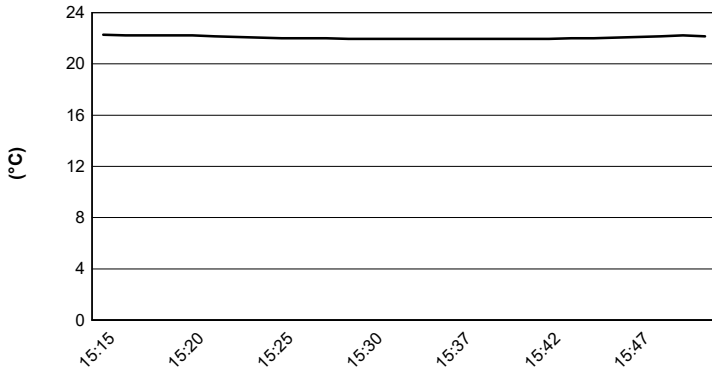
Circuito Estoril 4.182 m

Pirelli Estoril Round, 16 - 18 October 2020

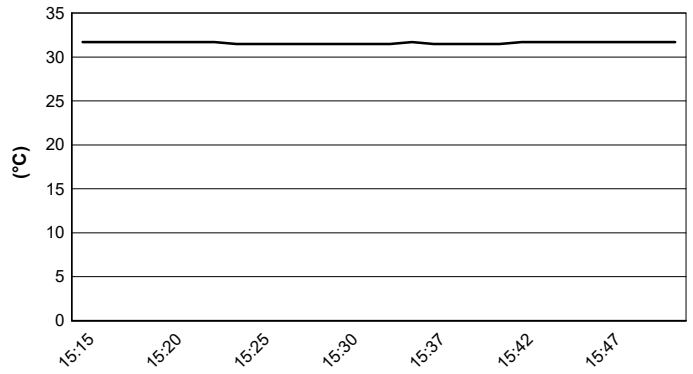
Weather Report Race 2

Session started 15:16 - Session ended 15:51

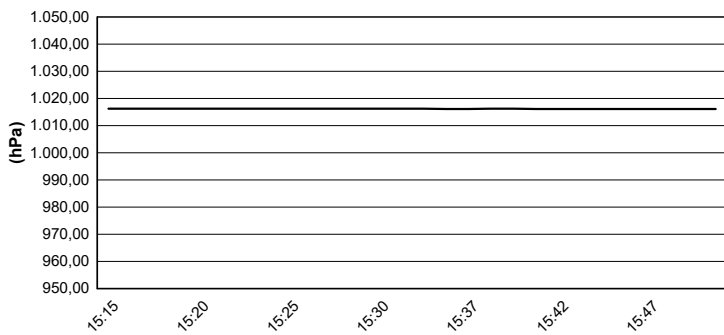
Air Temperature



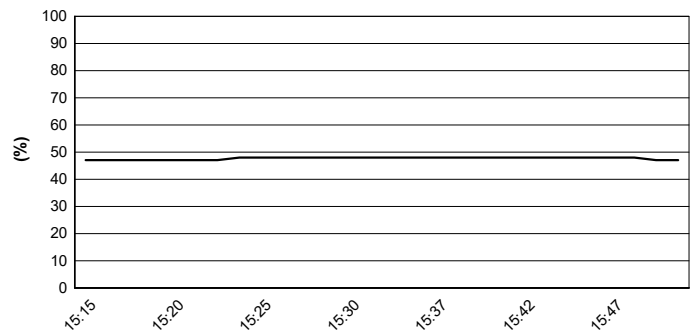
Track Temperature



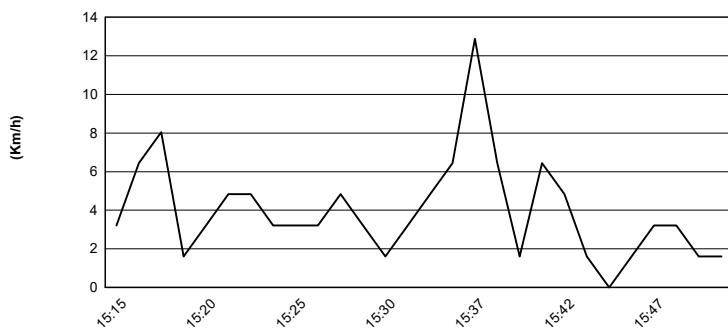
Air Pressure



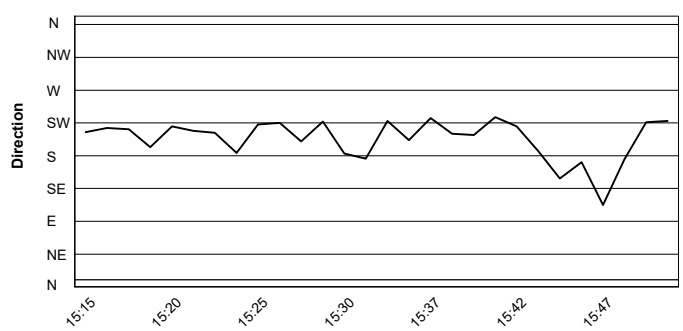
Humidity



Wind Speed



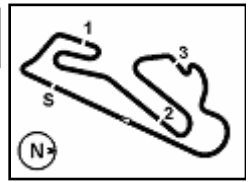
Wind Direction



18/10/2020

These data/results cannot be reproduced, stored and/or transmitted in whole or in part by any manner of electronic, mechanical, photocopying, recording, broadcasting or otherwise now known or herein after developed without the previous express consent by the copyright owner, except for reproduction in daily press and regular printed publications on sale to the public within 60 days of the event related to those data/results and always provided that copyright symbol appears together as follows below.

© DORNA WSBK ORGANIZATION Srl 2020



Pirelli Estoril Round, 16 - 18 October 2020
Manufacturers Standings

Circuito Estoril 4.182 m

	Points	Points From First	Points From Previous	March 1	August 2	August 9	August 30	September 6	September 20	October 4	October 18					
				PHILLIP ISLAND	JEREZ	PORTIMÃO	ARAGON	TERUEL	BARCELONA	MAGNY-COURS	ESTORIL					
1 KAWASAKI	392			20 25 12	20 11 12	25 25 12	16 25 12	20 25 9	25 13 9	25 13 12	13 8 5					
2 DUCATI	391	1		16 16 7	25 25 9	11 20 5	25 20 9	25 20 12	20 25 6	13 25 6	20 25 6					
3 YAMAHA	330	62	61	25 13 9	16 16 7	20 16 9	11 10 7	13 10 3	13 20 12	20 20 7	25 16 12					
4 HONDA	166	226	164	11 10 2	9 8 1	7 11 1	6 16 6	9 13 6	11 7	4 3	11 11 3					
5 BMW	101	291	65	7 6 4	1 5 4	8 9 4	4	8 5 1	5 11 1	6	6 6					
6 APRILIA	4	388	97		4											

18/10/2020 First Line: Race 1 & 2 - Second Line: Tissot Superpole Race

These data/results cannot be reproduced, stored and/or transmitted in whole or in part by any manner of electronic, mechanical, photocopying, recording, broadcasting or otherwise now known or herein after developed without the previous express consent by the copyright owner, except for reproduction in daily press and regular printed publications on sale to the public within 60 days of the event related to those data/results and always provided that copyright symbol appears together as follows below.

© DORNA WSBK ORGANIZATION Srl 2020

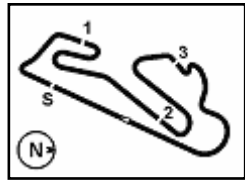
FIGR PERUGIA TIMING



Official Tyre Supplier



Official Timekeeper



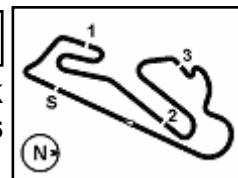
Pirelli Estoril Round, 16 - 18 October 2020 Team Standings

Circuito Estoril 4.182 m
1 / 3

		March 1 PHILLIP ISLAND	August 2 JEREZ	August 9 PORTIMÃO	August 30 ARAGON	September 6 TERUEL	September 20 BARCELONA	October 4 MAGNY-COURS	October 18 ESTORIL									
1 ARUBA.IT Racing - Ducati		578																
REDDING Scott	305	16 7	25 9	25 9	9 20	25 13	9 9	16 12	20 10	2 2	11 6	25 4						
DAVIES Chaz	273	8 11	13 5	20 5	5 13	20 5	20 5	16 5	16 6	25 6	13 5	16 6	20 6					
2 Kawasaki Racing Team WorldSBK		549 (-29)																
REA Jonathan	360	20 12	20 12	10 12	25 12	25 12	16 12	25 9	20 25	9 9	25 13	13 12	25 13	13 5	2			
LOWES Alex	189	20 6	25 3	7 11	13 6	11 4	7 4	10 4	11 4	7 3	8 9	16 9	9 10					
3 PATA YAMAHA WorldSBK Official Team		451 (-127)																
RAZGATLIOGLU Toprak	228	25 9	16 16	16 16	20 8	8 3	10 3	8 3	11 9	9 3	10	10 1	7 7	25 12	16			
VAN DER MARK Michael	223	13 5	13 7	9 7	16 3	16 7	11 7	10 7	13 10	10 12	13 7	20 7	7 7	11 7	13			
4 Team HRC		226 (-352)																
BAUTISTA Alvaro	113	10 10	9 8	8 7	7 11	11 6	16 6	6	11	4	1	11 3						
HASLAM Leon	113	11 2	4 1	6 4	4 1	3 1	6 9	9 2	13 2	6 7	3	11 2	9					
5 Team GOELEVELN*		186 (-392)																
RINALDI Michael Ruben	186	6 1	10 13	11 2	10 2	13 2	11 2	25 7	20 7	9 4	9 3	10 1	9 1	10				
6 GRT Yamaha WorldSBK Junior Team*		161 (-417)																
GERLOFF Garrett	103	2	5 2	6 2	2 5	5 6	6	5 6	8 5	16 5	8 2	8 9	16 9					
CARICASULO Federico	58	4			1 7	7 3	7 7	7 7	1 4	4 5	5 5	7						
7 BMW Motorrad WorldSBK Team		143 (-435)																
SYKES Tom	88	7 4	6 4	5 4	8 9	9 4	4 6	6 1	11 1	6	6	6 6						
LAVERTY Eugene	55	5	1		6 4	4 2	2	8 5	5 9	2	4	4						
8 Ten Kate Racing Yamaha*		142 (-436)																
BAZ Loris	142	9 3	8 6	11 6	10 7	9 1	4 1	8 7	2 7	6 4	20 4	20 7	7					
9 Kawasaki Puccetti Racing*		61 (-517)																
FORES Xavi	61	5	3 3	3 3	3	8 5	3 3	3 3	3 1	8	8	8						
10 Motocorsa Racing*		31 (-547)																
MERCADO Leandro	24			1	6 5					6	3	3						
FERRARI Matteo	4							2 2										
ZANETTI Lorenzo	3								3									
11 Barni Racing Team*		24 (-554)																
MELANDRI Marco	23		8 7		2 2		4											
FERRARI Matteo	1											1						
12 OUTDO Kawasaki TPR*		20 (-558)																

18/10/2020 * Independent teams
These data/results cannot be reproduced, stored and/or transmitted in whole or in part by any manner of electronic, mechanical, photocopying, recording, broadcasting or otherwise now known or herein after developed without the previous express consent by the copyright owner, except for reproduction in daily press and regular printed publications on sale to the public within 60 days of the event related to those data/results and always provided that copyright symbol appears together as follows below.
© DORNA WSBK ORGANIZATION Srl 2020





Pirelli Estoril Round, 16 - 18 October 2020 Team Standings

		March 1 PHILLIP ISLAND	August 2 JEREZ	August 9 PORTIMÃO	August 30 ARAGON	September 6 TERUEL	September 20 BARCELONA	October 4 MAGNY-COURS	October 18 ESTORIL										
CORTESE Sandro	14	3 7	2 2																
RAMOS Roman	4				3	1													
DEBISE Valentin	2							2											
13 Bonovo Action by MGM Racing*				19		(-559)													
FOLGER Jonas	19						4 5		5 5										
14 ORELAC Racing VERDNATURA*				12		(-566)													
SCHEIB Maximilian	11	1 9			1														
PINSACH Xavier	1							1											
15 Brixx Performance*				12		(-566)													
BARRIER Sylvain	12			1 4				3 4											
16 MIE Racing HONDA Team*				7		(-571)													
TAKAHASHI Takumi	6				1	1	2		2										
GRANADO Eric	1								1										
17 Nuova M2 Racing*				4		(-574)													
PONSSON Christophe	4		4																

18/10/2020

These data/results cannot be reproduced, stored and/or transmitted in whole or in part by any manner of electronic, mechanical, photocopying, recording, broadcasting or otherwise now known or herein after developed without the previous express consent by the copyright owner, except for reproduction in daily press and regular printed publications on sale to the public within 60 days of the event related to those data/results and always provided that copyright symbol appears together as follows below.

© DORNA WSBK ORGANIZATION Srl 2020

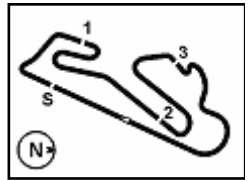
FICR PERUGIA TIMING



Official Tyre Supplier



Official Timekeeper



Pirelli Estoril Round, 16 - 18 October 2020 Team Standings

	March 1 PHILLIP ISLAND	August 2 JEREZ	August 9 PORTIMÃO	August 30 ARAGON	September 6 TERUEL	September 20 BARCELONA	October 4 MAGNY-COURS	October 18 ESTORIL										
--	---------------------------	-------------------	----------------------	---------------------	-----------------------	---------------------------	--------------------------	-----------------------	--	--	--	--	--	--	--	--	--	--

Independent Teams																		
1 Team GOELEVELN		186																
RINALDI Michael Ruben	186	6 1	10 13	11 10	13 11	25 20	9 7	9 10	9 10									
2 GRT Yamaha WorldSBK Junior Team		161 (-25)																
GERLOFF Garrett	103	2	5 6 2	2 5	6	5 6	8 16	8 2	16 9									
CARICASULO Federico	58	4		1 7	7 3	7 7	1 4	5 5	7									
3 Ten Kate Racing Yamaha		142 (-44)																
BAZ Loris	142	9 8 3	11 6	10 7	9 1	4 8	2 6 7	20 20 4	7									
4 Kawasaki Puccetti Racing		61 (-125)																
FORES Xavi	61	5	3 3	3	8 5	3 3	3 1	8	8 8									
5 Motocorsa Racing		31 (-155)																
MERCADO Leandro	24		1	6 5				6	3 3									
FERRARI Matteo	4					2 2												
ZANETTI Lorenzo	3							3										
6 Barni Racing Team		24 (-162)																
MELANDRI Marco	23		8 7	2 2		4												
FERRARI Matteo	1								1									
7 OUTDO Kawasaki TPR		20 (-166)																
CORTESE Sandro	14	3 7	2 2															
RAMOS Roman	4				3		1											
DEBISE Valentin	2							2										
8 Bonovo Action by MGM Racing		19 (-167)																
FOLGER Jonas	19						4 5		5 5									
9 ORELAC Racing VERDNATURA		12 (-174)																
SCHEIB Maximilian	11	1 9			1													
PINSACH Xavier	1							1										
10 Brixx Performance		12 (-174)																
BARRIER Sylvain	12			1 4				3 4										
11 MIE Racing HONDA Team		7 (-179)																
TAKAHASHI Takumi	6				1	1	2		2									
GRANADO Eric	1								1									
12 Nuova M2 Racing		4 (-182)																
PONSSON Christophe	4		4															

18/10/2020

These data/results cannot be reproduced, stored and/or transmitted in whole or in part by any manner of electronic, mechanical, photocopying, recording, broadcasting or otherwise now known or herein after developed without the previous express consent by the copyright owner, except for reproduction in daily press and regular printed publications on sale to the public within 60 days of the event related to those data/results and always provided that copyright symbol appears together as follows below.

© DORNA WSBK ORGANIZATION Srl 2020

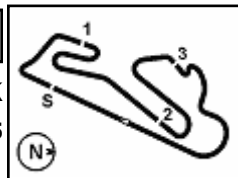
FICR PERUGIA TIMING



Official Tyre Supplier



Official Timekeeper



Circuito Estoril 4.182 m

Pirelli Estoril Round, 16 - 18 October 2020

Race Winners

	2017	2018	2019	2020
01 Phillip Island	RC1: Rea J. (GBR) KAW RC2: Rea J. (GBR) KAW	RC1: Melandri M. (ITA) DUC RC2: Melandri M. (ITA) DUC	RC1: Bautista A. (ESP) DUC SPRC: Bautista A. (ESP) DUC RC2: Bautista A. (ESP) DUC	RC1: Razgatlioglu T. (TUR) YAM SPRC: Rea J. (GBR) KAW RC2: Lowes A. (GBR) KAW
02 Jerez	RC1: Rea J. (GBR) KAW RC2: Rea J. (GBR) KAW		RC1: Bautista A. (ESP) DUC SPRC: Rea J. (GBR) KAW RC2: van der Mark M. (NED) YAM	RC1: Redding S. (GBR) DUC SPRC: Rea J. (GBR) KAW RC2: Redding S. (GBR) DUC
03 Portimão	RC1: Rea J. (GBR) KAW RC2: Rea J. (GBR) KAW	RC1: Rea J. (GBR) KAW RC2: Rea J. (GBR) KAW	RC1: Rea J. (GBR) KAW SPRC: Rea J. (GBR) KAW RC2: Bautista A. (ESP) DUC	RC1: Rea J. (GBR) KAW SPRC: Rea J. (GBR) KAW RC2: Rea J. (GBR) KAW
04 Aragón 1	RC1: Rea J. (GBR) KAW RC2: Davies C. (GBR) DUC	RC1: Rea J. (GBR) KAW RC2: Davies C. (GBR) DUC	RC1: Bautista A. (ESP) DUC SPRC: Bautista A. (ESP) DUC RC2: Bautista A. (ESP) DUC	RC1: Redding S. (GBR) DUC SPRC: Rea J. (GBR) KAW RC2: Rea J. (GBR) KAW
05 Aragón 2				RC1: Rinaldi M. (ITA) DUC SPRC: Redding S. (GBR) DUC RC2: Rea J. (GBR) KAW
06 Barcelona				RC1: Rea J. (GBR) KAW SPRC: van der Mark M. (NED) YAM
07 Magny-Cours	RC1: Rea J. (GBR) KAW RC2: Davies C. (GBR) DUC	RC1: Rea J. (GBR) KAW RC2: Rea J. (GBR) KAW	RC1: Razgatlioglu T. (TUR) KAW SPRC: Razgatlioglu T. (TUR) KAW RC2: Rea J. (GBR) KAW	RC1: Rea J. (GBR) KAW SPRC: Rea J. (GBR) KAW RC2: Redding S. (GBR) DUC
08 Estoril				RC1: Razgatlioglu T. (TUR) YAM SPRC: Razgatlioglu T. (TUR) YAM RC2: Davies C. (GBR) DUC

2020

- 11 J. Rea
- 5 S. Redding
- 3 T. Razgatlioglu
- 2 C. Davies
- 1 A. Lowes
- 1 M. Rinaldi
- 1 M. van der Mark

ALL TIMES

- | | | | | |
|----------------|-----------------|-------------------|------------------|---------------|
| 99 J. Rea | 16 N. Hodgson | 5 L. Haslam | 2 D. Chandler | 1 G. McCoy |
| 59 C. Fogarty | 16 J. Toseland | 5 T. Razgatlioglu | 2 M. Dowson | 1 A. Meklau |
| 52 T. Bayliss | 14 J. Kocinski | 5 S. Redding | 2 P. Goddard | 1 A. Morillas |
| 43 N. Haga | 14 S. Russell | 5 D. Tardozzi | 2 H. Izutsu | 1 F. Nieto |
| 34 T. Sykes | 14 B. Spies | 4 M. Fabrizio | 2 A. Lowes | 1 P. Picotte |
| 33 T. Corser | 13 E. Laverty | 4 Y. Kagayama | 2 M. Lucchiari | 1 A. Pitt |
| 32 C. Davies | 13 A. Slight | 4 R. Phillis | 2 M. Lucchinelli | 1 J. Reynolds |
| 31 C. Edwards | 11 R. Laconi | 4 M. van der Mark | 2 K. Magee | 1 M. Rinaldi |
| 27 D. Polen | 11 S. Mertens | 3 C. Crutchlow | 2 M. Neukirchner | 1 A. Ryo |
| 24 C. Checa | 11 R. Xaus | 3 M. Doohan | 2 T. Rymer | 1 Y. Takeda |
| 23 R. Roche | 10 F. Pirovano | 3 R. Kiyonari | 1 T. Aoki | 1 J. Torres |
| 22 M. Melandri | 10 C. Vermeulen | 3 L. Lanzi | 1 A. Barros | 1 A. Vieira |
| 21 M. Biaggi | 9 S. Guintoli | 3 M. Tamada | 1 G. Goodfellow | 1 C. Walker |
| 17 P. Chili | 8 A. Gobert | 3 A. Yanagawa | 1 N. Hayden | 1 J. Whitham |
| 16 A. Bautista | 8 F. Merkel | 2 L. Baz | 1 T. Kipp | |
| 16 G. Falappa | 7 B. Bostrom | 2 S. Byrne | 1 K. Kitagawa | |

18/10/2020

These data/results cannot be reproduced, stored and/or transmitted in whole or in part by any manner of electronic, mechanical, photocopying, recording, broadcasting or otherwise now known or herein after developed without the previous express consent by the copyright owner, except for reproduction in daily press and regular printed publications on sale to the public within 60 days of the event related to those data/results and always provided that copyright symbol appears together as follows below.

© DORNA WSBK ORGANIZATION Srl 2020

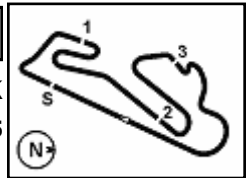
FIKR PERUGIA TIMING



Official Tyre Supplier



Official Timekeeper



Circuito Estoril 4.182 m

Pirelli Estoril Round, 16 - 18 October 2020
Best Laps & Speeds

No.	Rider Bike	Nat	Best Lap		FP1		FP2		FP3		SP		RC1		WUP		SPRC		RC2	
			LL	SPD	LL	SPD	LL	SPD	LL	SPD	LL	SPD	LL	SPD	LL	SPD	LL	SPD	LL	SPD
1	54 T. RAZGATLIOGLU Yamaha YZF R1	TUR	1'36.154	118 292,2	1'37.731	20 278,1	1'36.975	19 278,1	1'36.872	10 289,9	1'36.154	10 286,1	1'37.258	21 288,3	1'36.424	7 282,4	1'36.594	10 282,4	1'36.957	21 292,2
2	45 S. REDDING Ducati Panigale V4 R	GBR	1'36.492	92 286,8	1'37.181	19 281,0	1'36.886	18 286,8	1'36.770	11 274,7			1'37.493	5 259,2	1'36.492	8 277,4	1'36.648	10 272,0	1'36.996	21 276,7
3	60 M. VAN DER MARK Yamaha YZF R1	NED	1'36.642	110 276,0	1'37.829	24 275,4	1'37.775	21 275,4	1'37.190	9 274,0	1'36.947	10 271,3	1'37.200	7 262,9	1'36.679	8 274,7	1'36.642	10 268,6	1'37.315	21 276,0
4	31 G. GERLOFF Yamaha YZF R1	USA	1'36.651	100 281,7	1'37.619	20 270,6	1'37.606	19 272,6	1'37.195	12 272,0	1'36.865	9 270,6	1'37.479	21 276,7	1'37.321	7 281,7	1'36.651	10 274,0	1'37.611	2 268,0
5	7 C. DAVIES Ducati Panigale V4 R	GBR	1'36.654	128 283,9	1'38.563	21 281,0	1'37.626	25 281,0	1'37.202	11 281,0	1'36.891	11 277,4	1'37.226	21 282,4	1'36.871	8 282,4	1'36.654	10 277,4	1'36.806	21 283,9
6	1 J. REA Kawasaki ZX-10RR	GBR	1'36.658	111 276,0	1'37.832	18 271,3	1'37.443	21 276,0	1'36.986	11 271,3	1'38.192	1 262,9	1'37.268	21 269,3	1'36.658	8 276,0	1'36.854	10 265,4	1'36.864	21 271,3
7	91 L. HASLAM Honda CBR1000RR-R	GBR	1'36.856	119 275,4	1'38.664	17 274,7	1'37.883	19 275,4	1'37.662	11 270,0	1'36.856	12 270,0	1'37.667	21 273,3	1'37.400	8 274,7	1'37.473	10 269,3	1'37.675	21 268,6
8	22 A. LOWES Kawasaki ZX-10RR	GBR	1'36.901	107 276,0	1'38.498	19 276,0	1'37.563	22 274,7	1'37.459	11 270,6	1'37.028	11 274,0	1'37.851	21 275,4	1'36.901	8 275,4			1'37.311	15 266,7
9	21 M. RINALDI Ducati Panigale V4 R	ITA	1'36.911	117 274,7	1'38.857	17 262,9	1'38.241	18 270,6	1'38.549	11 274,7	1'36.911	11 264,1	1'37.881	21 262,2	1'37.419	8 268,6	1'37.406	10 265,4	1'37.676	21 272,0
10	19 A. BAUTISTA Honda CBR1000RR-R	ESP	1'37.042	119 276,0	1'38.580	20 273,3	1'37.914	17 272,6	1'37.708	11 270,0	1'37.042	11 270,6	1'37.642	21 274,0	1'37.815	8 276,0	1'37.139	10 270,6	1'37.672	21 272,6
11	76 L. BAZ Yamaha YZF R1	FRA	1'37.084	94 282,4	1'37.680	19 281,0	1'37.084	11 282,4	1'38.026	9 276,0	1'37.307	10 276,0	1'37.788	21 269,3	1'37.200	8 282,4	1'37.582	2 257,9	1'37.719	14 272,0
12	12 X. FORES Kawasaki ZX-10RR	ESP	1'37.129	116 277,4	1'38.801	20 268,0	1'38.266	19 274,7	1'38.272	9 277,4	1'37.129	10 267,3	1'37.666	21 264,1	1'37.660	6 273,3	1'37.491	10 264,1	1'37.684	21 274,7
13	66 T. SYKES BMW S1000 RR	GBR	1'37.159	118 277,4	1'38.746	20 274,0	1'37.936	17 277,4	1'37.540	11 273,3	1'37.159	10 270,6	1'38.075	21 268,0	1'37.528	8 274,7	1'37.443	10 266,7	1'37.948	21 274,0
14	94 J. FOLGER Yamaha YZF R1	GER	1'37.175	119 274,0	1'38.211	18 268,6	1'37.628	19 266,7	1'37.436	11 272,6	1'37.175	11 271,3	1'38.105	21 271,3	1'37.462	8 272,0	1'37.415	10 274,0	1'37.655	21 273,3
15	64 F. CARICASULO Yamaha YZF R1	ITA	1'37.292	122 278,1	1'38.538	23 270,6	1'38.515	26 274,0	1'38.167	10 266,7	1'37.481	12 265,4	1'37.985	12 258,5	1'38.317	8 278,1	1'37.292	10 273,3	1'37.714	21 274,0
16	50 E. LAVERTY BMW S1000 RR	IRL	1'37.692	120 273,3	1'38.959	20 266,0	1'38.925	19 270,6	1'38.701	9 268,6	1'37.984	12 271,3	1'38.652	21 268,0	1'37.702	8 273,3	1'37.692	10 268,6	1'38.226	21 264,1
17	36 L. MERCADO Ducati Panigale V4 R	ARG	1'38.126	119 279,5	1'40.523	18 278,1	1'39.101	22 266,7	1'39.122	7 255,0	1'38.367	12 270,6	1'38.568	21 279,5	1'38.126	8 274,0	1'38.463	10 278,1	1'38.383	21 275,4
18	71 M. FERRARI Ducati Panigale V4 R	ITA	1'38.223	89 270,0	1'39.297	18 264,8	1'38.766	18 270,0	1'38.791	11 266,7	1'38.375	4 257,9			1'39.455	7 267,3	1'38.223	10 261,6	1'38.924	21 264,8
19	20 S. BARRIER Ducati Panigale V4 R	FRA	1'38.375	46 267,3	1'39.582	16 267,3	1'38.375	20 262,2	1'39.366	9 257,3	1'39.346	1 251,5								
20	32 S. MORAIS Kawasaki ZX-10RR	POR	1'38.379	114 258,5	1'41.153	16 252,6	1'39.708	21 253,2	1'39.319	9 255,0	1'38.379	9 255,5	1'39.593	21 255,0	1'39.342	7 255,5	1'38.942	10 257,3	1'39.379	21 258,5
21	13 T. TAKAHASHI Honda CBR1000RR-R	JPN	1'38.581	120 281,7	1'40.357	19 280,3	1'39.787	18 276,7	1'39.152	10 281,7	1'38.581	13 276,7	1'39.157	21 278,1	1'40.585	8 274,7	1'38.890	10 279,5	1'38.752	21 277,4
22	51 E. GRANADO Honda CBR1000RR-R	BRA	1'38.964	117 271,3	1'41.448	17 253,2	1'39.326	20 258,5	1'40.043	7 259,2	1'39.309	13 259,2	1'39.102	21 271,3	1'39.439	8 270,6	1'38.964	10 252,6	1'38.985	21 261,0
23	84 L. CRESSON Kawasaki ZX-10RR	BEL	1'40.967	121 280,3	1'43.642	21 259,8	1'42.683	20 267,3	1'42.952	9 274,0	1'40.967	12 271,3	1'41.778	20 274,0	1'41.754	8 280,3	1'41.309	10 270,0	1'41.026	21 274,0

18/10/2020

These data/results cannot be reproduced, stored and/or transmitted in whole or in part by any manner of electronic, mechanical, photocopying, recording, broadcasting or otherwise now known or herein after developed without the previous express consent by the copyright owner, except for reproduction in daily press and regular printed publications on sale to the public within 60 days of the event related to those data/results and always provided that copyright symbol appears together as follows below.

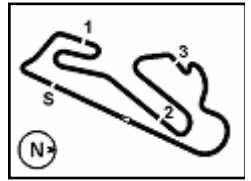
© DORNA WSBK ORGANIZATION Srl 2020

PIRELLI


Official Tyre Supplier



Official Timekeeper



Pirelli Estoril Round, 16 - 18 October 2020
Pirelli Best Lap Award

	Points	Points From First	Points From Previous	March 1	August 2	August 9	August 30	September 6	September 20	October 4	October 18						
				PHILLIP ISLAND	JEREZ	PORTIMÃO	ARAGON	TERUEL	BARCELONA	MAGNY-COURS	ESTORIL						
1 REA Jonathan (GBR)	7			1	1	1 1	1		1	1							
2 DAVIES Chaz (GBR)	3 4						1		1		1						
3 REDDING Scott (GBR)	2 5 1			1	1												
4 RINALDI Michael Ruben (ITA)	2 5 0							1 1									
5 VAN DER MARK Michael (NED)	1 6 1										1						
6 BAZ Loris (FRA)	1 6 0									1							

18/10/2020

These data/results cannot be reproduced, stored and/or transmitted in whole or in part by any manner of electronic, mechanical, photocopying, recording, broadcasting or otherwise now known or herein after developed without the previous express consent by the copyright owner, except for reproduction in daily press and regular printed publications on sale to the public within 60 days of the event related to those data/results and always provided that copyright symbol appears together as follows below.

© DORNA WSBK ORGANIZATION Srl 2020

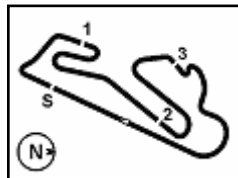
FKR PERUGIA TIMING



Official Tyre Supplier



Official Timekeeper



Pirelli Estoril Round, 16 - 18 October 2020

Rider's Performance

Circuito Estoril 4.182 m

Rider	Points	Points From First	Points From Previous	March 1		August 2		August 9		August 30		September 6		September 20		October 4		October 18	
				SP	1 2	SP	1 2	SP	1 2	SP	1 2	SP	1 2	SP	1 2	SP	1 2	SP	1 2
1 REA Jonathan (GBR)	360			3 Rt	2 1	2 2	6 1	1 1	1 1	1 3	1 1	1 2	1 2	1 1	4 2	3 1	4 1	15 4	14 5
2 REDDING Scott (GBR)	305	55		2 3	3 3	1 1	1 2	8 7	2 2	3 1	4 4	3 Rt	3 2	7 2	6 8	10 5	1 4	Rt	2 6
3 DAVIES Chaz (GBR)	273	87	32	16 8	5 13	7 4	2 5	13 11	4 Rt	9 2	2 5	8 3	Rt 5	11 3	1 4	9 4	3 5	4 2	1 4
4 RAZGATLIOGLU Toprak (TUR)	228	132	45	4 1	Rt 2	5 3	3 7	2 2	8 2	11 6	8 7	7 5	7 7	2 6	13 6	9 9	1 1	1 3	1 1
5 VAN DER MARK Michael (NED)	223	137	5	6 4	4 5	4 Rt	7 3	5 3	3 7	8 5	6 3	12 4	6 10	5 4	2 1	6 9	5 3	6 Rt	4 3
6 LOWES Alex (GBR)	189	171	34	8 2	1 4	14 9	5 7	3 4	Rt 4	4 Rt	9 6	9 6	5 6	8 9	8 4	3 7	2 7	6 Rt	Rt
7 RINALDI Michael Ruben (ITA)	186	174	3	14 10	Nc 9	10 6	4 11	7 5	6 8	5 4	5 8	2 1	2 3	6 7	Rt 6	7 7	6 7	5 7	6 9
8 BAZ Loris (FRA)	142	218	44	7 7	8 7	6 5	17 4	6 6	6 3	2 7	Rt 9	10 12	8 11	9 14	10 3	8 2	2 2	12 9	Rt
9 BAUTISTA Alvaro (ESP)	113	247	29	15 6	6 16	8 7	8 10	12 9	5 11	7 Rt	3 4	5 Rt	Rt 4	3 5	Rt 17	12 15	14 14	8 17	5 7
10 HASLAM Leon (GBR)	113	247	0	5 5	12 8	9 10	12 9	10 12	13 9	6 10	7 10	6 7	4 8	10 10	9 Rt	11 Rt	13 11	2 5	7 8
11 GERLOFF Garrett (USA)	103	257	10	17 14		15 11	10 8	11 14	11 10	10 Rt	10 13	14 11	10 13	15 8	3 5	Rt 8	8 3	3 Rt	2 2
12 SYKES Tom (GBR)	88	272	15	1 9	10 6	3 Nc	11 6	4 8	7 6	14 Rt	12 15	4 10	9 9	4 Rt	5 9	2 Rt	10 20	10 10	10 11
13 FORES Xavi (ESP)	61	299	27	10 Rt	11 12	16 13	13 12	15 13	Rt 13	13 8	11 12	15 13	13 16	14 13	15 12	14 8	Rt 12	9 8	8 10
14 CARICASULO Federico (ITA)	58	302	3	12 12	Rt 14	13 Rt	16 16	16 15	9 12	16 9	13 11	11 9	9 12	13 15	12 Rt	11 11	13 Rt	9 12	9 12
15 LAVERTY Eugene (IRL)	55	305	3	13 11		11 15	Rt 13	9 10	12 20	18 16	14 16	16 8	11 14	12 11	7 11	1 Rt	14 15	14 12	12 16
16 MERCADO Leandro (ARG)	24	336	31			20 Rt	15 17	18 16	10 14	15 11	Rt					15 10	Rt 10	16 13	13 14
17 MELANDRI Marco (ITA)	23	337	1			19 8	9 18	19 17	14 15	19 14	Rt 17	17 Rt	12 17						
18 FOLGER Jonas (GER)	19	341	4											12 11	10			11 11	11 13
19 CORTESE Sandro (GER)	14	346	5	9 13	9 11	12 14	14 14	14	Rt										
20 BARRIER Sylvain (FRA)	12	348	2			21 16	Rt 21	20 18	15 16	20 12	16 18	19 Rt	Rt 19	16 18	Rt 15	19 13	12 13	21	
21 SCHEIB Maximilian (CHI)	11	349	1	11 15	7 10	17 Rt	18 15	17 21	Rt 17	12 Rt	15 14	13 16	Rt 15						
22 TAKAHASHI Takumi (JPN)	6	354	5	18 Rt	Rt 15	23 18	Rt 22	21 19	18 19	22 15	18 20	21 15	16 21	19 19	14 16	21 17	18 19	19 14	17 17
23 FERRARI Matteo (ITA)	5	355	1									20 14	14 18					17 Rt	15 15
24 PONSSON Christophe (FRA)	4	356	1			18 12	Rt 19	22 Rt	16 17	17 Rt	17 Nc								
25 RAMOS Roman (ESP)	4	356	0							21 13	Rt 19	18 Rt	15 20						
26 ZANETTI Lorenzo (ITA)	3	357	1											18 17	13 13				
27 DEBISE Valentin (FRA)	2	358	1											20 20	Rt 14	16 14	17 16		
28 GRANADO Eric (BRA)	1	359	1															20 15	16 18
29 PINSACH Xavier (ESP)	1	359	0													18 15	Rt 18		

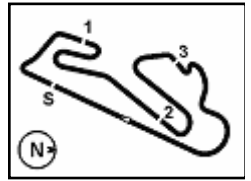
SP = Superpole - 1 = Race 1 - 2 = Race 2

Ns = Did Not Start - Rt = Retired - Ex = Excluded

18/10/2020

These data/results cannot be reproduced, stored and/or transmitted in whole or in part by any manner of electronic, mechanical, photocopying, recording, broadcasting or otherwise now known or herein after developed without the previous express consent by the copyright owner, except for reproduction in daily press and regular printed publications on sale to the public within 60 days of the event related to those data/results and always provided that copyright symbol appears together as follows below.

© DORNA WSBK ORGANIZATION Srl 2020



Pirelli Estoril Round, 16 - 18 October 2020
Hyundai N-spired Award

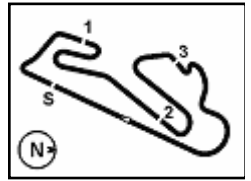
Circuito Estoril 4.182 m

Points	Points From First	Points From Previous	March 1	August 2	August 9	August 30	September 6	September 20	October 4	October 18							
			PHILLIP ISLAND	JEREZ	PORTIMÃO	ARAGON	TERUEL	BARCELONA	MAGNY-COURS	ESTORIL							
1 DAVIES Chaz (GBR)	73		8 <u>10</u>	3 3	2 9	7 3	5	8 3	5 2	2 3							
2 TAKAHASHI Takumi (JPN)	47	26		5	2 2	7 3	6 5	3	3 3	5 3							
3 BAUTISTA Alvaro (ESP)	41	32	6	<u>9</u> 8	1 3	<u>3</u> 7	1		5 2	2							
4 MELANDRI Marco (ITA)	37	36	4	<u>11</u> <u>10</u>	2 4	5	5										
5 CARICASULO Federico (ITA)	37	36	0		1 6	7 2	2 2	8	1 2	<u>6</u>							
6 BARRIER Sylvain (FRA)	35	38	2	5	2 4	<u>8</u> 3			6 <u>7</u>								
7 LAVERTY Eugene (IRL)	32	41	3	2		2 3	8 5	1 5		2 4							
8 RINALDI Michael Ruben (ITA)	30	43	2	4	4 8	2 2	1 3	1 1	1	3							
9 MERCADO Leandro (ARG)	30	43	0		5	2 7	4		5	3 4							
10 FORES Xavi (ESP)	30	43	0		3 3	2	5 2	2 2	1	6	1 3						
11 VAN DER MARK Michael (NED)	27	46	3	2 1		2 4	3	<u>8</u> <u>6</u>	1								
12 RAZGATLIOGLU Toprak (TUR)	26	47	1	3	2 7		5	2	<u>7</u>								
13 REDDING Scott (GBR)	26	47	0		1	1 3	2		5 2	5 3	4						
14 GABELLINI Lorenzo (ITA)	25	48	1		5 3	3 5	6 3										
15 GERLOFF Garrett (USA)	24	49	1	3	4		1	3 4	7 2								
16 LOWES Alex (GBR)	22	51	2	6 3	5 2			3 1		1	1						
17 FOLGER Jonas (GER)	19	54	3						<u>9</u> <u>8</u>		2						
18 BAZ Loris (FRA)	16	57	3		1			2		6 4	3						
19 FERRARI Matteo (ITA)	15	58	1					6 6			3						
20 REA Jonathan (GBR)	14	59	1					1	2	<u>11</u>							
21 RAMOS Roman (ESP)	11	62	3				8	3									
22 PONSSON Christophe (FRA)	11	62	0		6	5											
23 GRANADO Eric (BRA)	10	63	1							5 5							
24 HASLAM Leon (GBR)	10	63	0				3	4	2		1						

18/10/2020

These data/results cannot be reproduced, stored and/or transmitted in whole or in part by any manner of electronic, mechanical, photocopying, recording, broadcasting or otherwise now known or herein after developed without the previous express consent by the copyright owner, except for reproduction in daily press and regular printed publications on sale to the public within 60 days of the event related to those data/results and always provided that copyright symbol appears together as follows below.

© DORNA WSBK ORGANIZATION Srl 2020


Pirelli Estoril Round, 16 - 18 October 2020
Hyundai N-spired Award

Circuito Estoril 4.182 m

2 / 2

	Points	Points From First	Points From Previous	March 1	August 2	August 9	August 30	September 6	September 20	October 4	October 18							
				PHILLIP ISLAND	JEREZ	PORTIMÃO	ARAGON	TERUEL	BARCELONA	MAGNY-COURS	ESTORIL							
25 SYKES Tom (GBR)	9	64	1				2		4	1	2							
26 CAVALIERI Samuele (ITA)	8	65	1						1	3	4							
27 CRESSON Loris (BEL)	6	67	2								3	3						
28 SCHEIB Maximilian (CHI)	5	68	1	5														
29 ZANETTI Lorenzo (ITA)	4	69	1						1	3								
30 MORAIS Sheridan (POR)	3	70	1								2	1						
31 PINSACH Xavier (ESP)	2	71	1							2								
32 DEBISE Valentin (FRA)	2	71	0							2								
33 CORTESE Sandro (GER)	1	72	1	1														

18/10/2020

These data/results cannot be reproduced, stored and/or transmitted in whole or in part by any manner of electronic, mechanical, photocopying, recording, broadcasting or otherwise now known or herein after developed without the previous express consent by the copyright owner, except for reproduction in daily press and regular printed publications on sale to the public within 60 days of the event related to those data/results and always provided that copyright symbol appears together as follows below.

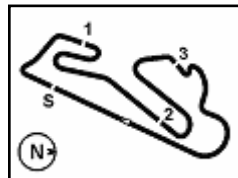
© DORNA WSBK ORGANIZATION Srl 2020

FIK R PERUGIA TIMING


Official Tyre Supplier



Official Timekeeper



Circuito Estoril 4.182 m

Pirelli Estoril Round, 16 - 18 October 2020 Championship Standings

1 / 3

Points	Points From First	Points From Previous	March 1 PHILLIP ISLAND		August 2 JEREZ		August 9 PORTIMÃO		August 30 ARAGON		September 6 TERUEL		September 20 BARCELONA		October 4 MAGNY-COURS		October 18 ESTORIL			
			1	2	1	2	1	2	1	2	1	2	1	2	1	2	1	2		
1	REA Jonathan (GBR)	360	20	12	20	12	10	25	12	25	16	25	20	25	25	13	25	13	13	2
2	REDDING Scott (GBR)	305	55	16	7	16	25	25	9	20	25	13	16	20	10	11	25	6	4	20
3	DAVIES Chaz (GBR)	273	87	32	8	11	13	20	5	13	20	20	16	16	25	13	16	20	25	6
4	RAZGATLIOGLU Toprak (TUR)	228	132	45	25	9	16	16	20	8	10	8	11	9	10	10	7	25	16	12
5	VAN DER MARK Michael (NED)	223	137	5	13	13	9	16	16	11	10	13	10	13	20	7	11	7	13	7
6	LOWES Alex (GBR)	189	171	34	20	6	25	7	11	13	6	7	10	11	7	8	16	9	10	9
7	RINALDI Michael Ruben (ITA)	186	174	3	6	1	10	13	11	10	13	11	25	20	9	9	10	9	10	1
8	BAZ Loris (FRA)	142	218	44	9	8	11	10	7	10	9	4	8	2	6	20	20	7	7	7
9	BAUTISTA Alvaro (ESP)	113	247	29	10	10	9	8	7	11	16	6	6	11	4	1	4	11	3	3
10	HASLAM Leon (GBR)	113	247	0	11	4	6	4	4	3	6	9	9	13	6	7	3	11	9	2
11	GERLOFF Garrett (USA)	103	257	10	2	5	6	2	5	2	6	5	6	8	16	8	16	9	9	9
12	SYKES Tom (GBR)	88	272	15	7	6	5	8	9	4	4	6	1	11	6	6	6	6	6	6
13	FORES Xavi (ESP)	61	299	27	5	3	3	3	3	8	5	3	3	3	1	8	8	8	8	8
14	CARICASULO Federico (ITA)	58	302	3	4	1	7	7	3	7	7	7	7	1	4	5	5	7	7	7
15	LAVERTY Eugene (IRL)	55	305	3	5	1	6	4	2	8	5	5	9	5	9	2	4	4	4	4
16	MERCADO Leandro (ARG)	24	336	31			1	6	5						6	3	3	3	3	3
17	MELANDRI Marco (ITA)	23	337	1			8	7	2	2			4							
18	FOLGER Jonas (GER)	19	341	4										4	5		5	5	5	5
19	CORTESE Sandro (GER)	14	346	5	3	7	2	2												
20	BARRIER Sylvain (FRA)	12	348	2				1	4						3	4				
21	SCHEIB Maximilian (CHI)	11	349	1	1	9			1											
22	TAKAHASHI Takumi (JPN)	6	354	5					1	1				2			2			
23	FERRARI Matteo (ITA)	5	355	1							2	2						1		
24	PONSSON Christophe (FRA)	4	356	1		4														
25	RAMOS Roman (ESP)	4	356	0					3	1										
26	ZANETTI Lorenzo (ITA)	3	357	1										3						

18/10/2020 First Line: Race 1 & 2 - Second Line: Tissot Superpole Race

These data/results cannot be reproduced, stored and/or transmitted in whole or in part by any manner of electronic, mechanical, photocopying, recording, broadcasting or otherwise now known or herein after developed without the previous express consent by the copyright owner, except for reproduction in daily press and regular printed publications on sale to the public within 60 days of the event related to those data/results and always provided that copyright symbol appears together as follows below.

© DORNA WSBK ORGANIZATION Srl 2020

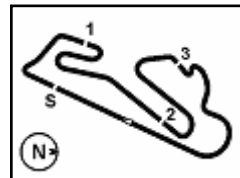
FICR PERUGIA TIMING



Official Tyre Supplier



Official Timekeeper



Circuito Estoril 4.182 m

**Pirelli Estoril Round, 16 - 18 October 2020
Championship Standings**

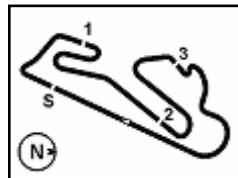
	Points	Points From First	Points From Previous	March 1 PHILLIP ISLAND	August 2 JEREZ	August 9 PORTIMÃO	August 30 ARAGON	September 6 TERUEL	September 20 BARCELONA	October 4 MAGNY-COURS	October 18 ESTORIL								
27 DEBISE Valentin (FRA)	2	358	1							2									
28 GRANADO Eric (BRA)	1	359	1								1								
29 PINSACH Xavier (ESP)	1	359	0							1									

18/10/2020 First Line: Race 1 & 2 - Second Line: Tissot Superpole Race

These data/results cannot be reproduced, stored and/or transmitted in whole or in part by any manner of electronic, mechanical, photocopying, recording, broadcasting or otherwise now known or herein after developed without the previous express consent by the copyright owner, except for reproduction in daily press and regular printed publications on sale to the public within 60 days of the event related to those data/results and always provided that copyright symbol appears together as follows below.

© DORNA WSBK ORGANIZATION Srl 2020





Circuito Estoril 4.182 m

**Pirelli Estoril Round, 16 - 18 October 2020
 Championship Standings**

Points	Points From First	Points From Previous	Independent Riders															
			March 1 PHILLIP ISLAND	August 2 JEREZ	August 9 PORTIMÃO	August 30 ARAGON	September 6 TERUEL	September 20 BARCELONA	October 4 MAGNY-COURS	October 18 ESTORIL								
1	RINALDI Michael Ruben (ITA)	186	6 1	10 13	11 10	13 11	25 20	9 4	9 10	9 10								
2	BAZ Loris (FRA)	142	44	9 8	11 6	10 7	9 1	4 8	2 6	20 20	7							
3	GERLOFF Garrett (USA)	103	83	39	2	5 6	2 5	6	5 6	8 16	8 16							
4	FORES Xavi (ESP)	61	125	42	5	3 3	3	8 5	3 3	3 1	8	8	8					
5	CARICASULO Federico (ITA)	58	128	3	4		1 7	7 3	7 7	1 4	5 5	7						
6	MERCADO Leandro (ARG)	24	162	34		1	6	5			6	3	3					
7	MELANDRI Marco (ITA)	23	163	1		8 7	2 2	4										
8	FOLGER Jonas (GER)	19	167	4						4 5		5	5					
9	CORTESE Sandro (GER)	14	172	5	3	7	2	2										
10	ARRIER Sylvain (FRA)	12	174	2			1 4				3 4							
11	SCHEIB Maximilian (CHI)	11	175	1	1	9		1										
12	TAKAHASHI Takumi (JPN)	6	180	5			1	1		2		2						
13	FERRARI Matteo (ITA)	5	181	1				2 2				1						
14	PONSSON Christophe (FRA)	4	182	1		4												
15	RAMOS Roman (ESP)	4	182	0			3	1										
16	ZANETTI Lorenzo (ITA)	3	183	1						3								
17	DEBISE Valentin (FRA)	2	184	1							2							
18	GRANADO Eric (BRA)	1	185	1								1						
19	PINSACH Xavier (ESP)	1	185	0							1							

18/10/2020 First Line: Race 1 & 2 - Second Line: Tissot Superpole Race

These data/results cannot be reproduced, stored and/or transmitted in whole or in part by any manner of electronic, mechanical, photocopying, recording, broadcasting or otherwise now known or herein after developed without the previous express consent by the copyright owner, except for reproduction in daily press and regular printed publications on sale to the public within 60 days of the event related to those data/results and always provided that copyright symbol appears together as follows below.

© DORNA WSBK ORGANIZATION Srl 2020

